

A Grand Gender Convergence: Its Last Chapter[†]

By CLAUDIA GOLDIN*

The converging roles of men and women are among the grandest advances in society and the economy in the last century. These aspects of the grand gender convergence are figurative chapters in a history of gender roles. But what must the “last” chapter contain for there to be equality in the labor market? The answer may come as a surprise. The solution does not (necessarily) have to involve government intervention and it need not make men more responsible in the home (although that wouldn’t hurt). But it must involve changes in the labor market, especially how jobs are structured and remunerated to enhance temporal flexibility. The gender gap in pay would be considerably reduced and might vanish altogether if firms did not have an incentive to disproportionately reward individuals who labored long hours and worked particular hours. Such change has taken off in various sectors, such as technology, science, and health, but is less apparent in the corporate, financial, and legal worlds. (JEL J13, J16, J22, J24, J31, J33, N3)

I. Converging Roles

Of the many advances in society and the economy in the last century, the converging roles of men and women are among the grandest. A narrowing has occurred between men and women in labor force participation, paid hours of work, hours of work at home, life-time labor force experience, occupations, college majors, and education, where there has been an overtaking by females.¹ And there has also been convergence in earnings, on which this essay will focus. Although my evidence is for the United States, the themes developed here are more broadly applicable.

*Department of Economics, Harvard University, 229 Littauer, Cambridge, MA 02138 (cgoldin@harvard.edu). I thank Amira Abulafi and Natalia Emanuel for excellent research assistance. I am grateful to Larry Katz for his unfailing support and exceptionally high standards, and to Claudia Olivetti for excellent comments. I am grateful to Kathleen Christensen of the Alfred P. Sloan Foundation for being a catalyst and to the Sloan Foundation for funding a related project. I thank Terry K. Adams and J. J. Prescott for giving me access to the University of Michigan Law School Alumni Survey Research Dataset and Stephanie Hurder and Ryan Sakoda for helping me make sense of it. The Midwestern Pharmacy Research Consortium, especially John Schommer and Akeem A. Yusuf, kindly provided the National Pharmacist Workforce Surveys. The author declares she has no financial or other material interests related to this research to disclose.

[†]Presidential Address delivered at the one hundred twenty-sixth meeting of the American Economic Association, January 4, 2014, Philadelphia, PA. Go to <http://dx.doi.org/10.1257/aer.104.4.1091> to visit the article page for additional materials and author disclosure statement(s).

¹See Goldin, Katz, and Kuziemko (2006) on women’s college education. In terms of years of schooling, US women were ahead of men until the 1930s and then regained the lead (Goldin and Katz 2008a).

These parts of the grand gender convergence occupy various metaphorical chapters in the history of gender roles in the economy and society. But what must be in the “last” chapter for there to be real equality?

The answer may come as a surprise. The solution does not (necessarily) have to involve government intervention. It does not have to improve women’s bargaining skills and desire to compete. And it does not necessarily have to make men more responsible in the home (although that wouldn’t hurt). But it must involve alterations in the labor market, in particular changing how jobs are structured and remunerated to enhance temporal flexibility. The gender gap in pay would be considerably reduced and might even vanish if firms did not have an incentive to disproportionately reward individuals who worked long hours and who worked particular hours. Such change has already occurred in various sectors, but not in enough.

Before I discuss what is needed to close the gender gap and what must be in the last chapter, I should first discuss what is contained in the preceding figurative chapters. That will set the stage for the detective work necessary to uncover what the last chapter must contain.

The preceding metaphorical chapters unfolded across at least the last century. Narrowing occurred in a host of economic areas. Changes in labor force participation and the reasons for the changes were discussed in my Ely Lecture (Goldin 2006). A grand convergence occurred in labor force participation for adult women from the early twentieth century to more recently. But a plateau in participation has emerged for US women in most age groups, even for college graduate women, since around the 1990s. The plateau may be related to the relative earnings issues that I will soon discuss. If certain women are disadvantaged in the labor market their participation will be stymied.²

Lifetime job experience rose along with labor force participation. Years of education for women increased more than it did for men and it changed in content for secondary and college education toward more investment-oriented and fewer consumption-oriented courses and concentrations. Professional and graduate program enrollment increased for women so that about half of all law and medical enrollments today are women, and women lead men in fields such as the biological sciences, pharmacy, optometry, and veterinary medicine.

Women, particularly college graduates, increased their desire to attain “career and family.”³ Hours of work for women increased in the market and decreased in the home relative to those of men. Female earnings rose relative to males in an era that saw women “swimming against the tide” of generally rising income inequality.⁴ Thus the various metaphorical chapters that precede the “last” chapter explored here are those of a grand gender convergence.

Convergence in some economic outcomes has also occurred *within* various groups of women. Until the 1970s most non-employed adult women had not been in the workforce since they were first married or since having their first child. Currently

²The labor force participation plateau is also related to government policies regarding the length of family leave job protections. See Blau and Kahn (2013).

³The history of the goal and achievement of career and family is discussed in Goldin (2004, 2006).

⁴On trends in the gender pay gap, in particular the narrowing in the 1980s and 1990s, see Blau and Kahn (1997, 2000, 2006a).

employed women, however, had worked most years since leaving school.⁵ With increased labor market participation women were no longer divided as much along the lines of currently or not currently employed.

II. Gender Gaps in Earnings over the Life-Cycle and by Occupation

Even though there are many ways to measure the degree of gender equality in the economy, the one that stands out is earnings, particularly earnings per unit time or the wage. Because relative earnings often signify how individuals are valued socially and economically, earnings ratios between men and women have been banners for social movements. The mantra of the women's movement in the 1970s was "59 cents on the dollar" and a more recent crusade for pay equality has adopted "77 cents on the dollar."

The wage is also a summary statistic for an individual's education, training, prior labor force experience, and expected future participation. The gender gap in wages is a summary statistic for gender differences in work. For a long time the gender gap in wages has been viewed as summarizing human capital differences between men's and women's productivity as well as differential treatment of men and women in the labor market. As the grand gender convergence has proceeded, underlying differences between the human capital capabilities of women and men have been vastly reduced and in many cases eliminated.⁶

What do we know about how much of the difference between male and female wages is due to differential treatment in the labor market and how much to differences in productive characteristics? That question has been addressed by many and I will briefly summarize the findings and provide further comment.

Most of the gender wage gap studies have produced estimates of an "explained" and a "residual" portion.⁷ The "residual" is often termed "wage discrimination" since it is the difference in earnings between observationally identical males and females.

The explained portion of the gender wage gap decreased over time as human capital investments between men and women converged. Differences in years of education, in the content of college and in accumulated labor market experience narrowed. In consequence, the residual portion of the gap rose relative to the explained portion.⁸

But what can explain the residual portion of the gap that now remains? There are many contenders. Some would claim that earnings differences for the same position are due to actual discrimination. To others it is due to women's lower ability

⁵Data on "heterogeneity" and "homogeneity" of labor force participation are in Goldin (1989). Wage inequality, however, has risen within the group of employed women since the 1980s as it has for men.

⁶Altonji and Blank (1999) present a standard treatment and find (table 4) that the gender gap in CPS data for 1979 was larger than for 1995 and that a larger fraction was explained by human capital variables.

⁷Estimates of the explained and residual portions can be found in Blau and Kahn (2006b) and O'Neill and Polachek (1993), who put considerable emphasis on the increase in job market experience for the narrowing of the gender wage gap in the 1980s. Mulligan and Rubinstein (2008), however, claim that changes in selection were responsible.

⁸According to Blau and Kahn (2006b, table 3) who use the PSID, the raw gender gap in earnings for full-time employed workers was 0.459 in 1979 and 0.227 in 1998. Human capital factors explain 24.6 percent of the raw gender pay gap in 1979 but just 7.93 percent of the gap in 1998.

to bargain and their lesser desire to compete.⁹ Still others blame it on differential employer promotion standards due to gender differences in the probability of leaving.¹⁰

The existing explanations for the residual gender pay gap regarding how women compete and bargain relative to men have some merit. But they do not explain why different amounts of time out of the labor force and different numbers of hours worked per day or per week have a large effect on the time-adjusted earnings in some occupations but not in others. They do not explicate why some positions have a highly nonlinear (convex) pay structure with regard to hours worked and some are almost perfectly linear.¹¹

The alternative reasons for the residual gender pay gap do not help illuminate why earnings differences by sex expand so greatly with age. They also do not explain why women without children generally have higher earnings than women with children and why the former's earnings are almost equal to those of comparable men.¹²

A better answer, I will demonstrate, can be found in an application of personnel economics.¹³ The explanation will rely on labor market equilibrium with compensating differentials and endogenous job design.

As women have increased their productivity enhancing characteristics and as they "look" more like men, the human capital part of the wage difference has been squeezed out. What remains is largely how firms reward individuals who differ in their desire for various amenities. These amenities are various aspects of workplace flexibility. Workplace flexibility is a complicated, multidimensional concept. The term incorporates the number of hours to be worked and also the particular hours worked, being "on call," providing "face time," being around for clients, group meetings, and the like. Because these idiosyncratic temporal demands are generally more important for the highly-educated workers, I will emphasize the college educated and occupations at the higher end of the earnings distribution.

Jobs for which bargaining and competing matter the most, I will demonstrate, are also positions that have the greatest nonlinearities (meaning convexity) of pay with respect to time worked. Field and laboratory experiments often show that women shy away from competition.¹⁴ But these experiments do not consider the types of jobs that reward competition the most. Often those are winner-take-all positions, such as partner in a firm, tenured professor at a university, or top manager. These are also positions for which considerable work hours leads to a higher chance of obtaining the reward, and it is often the case that hours alone get rewarded. Persistence in these positions and continuous time on the job probably matters far more to one's success than a desire and ability to compete.

⁹On the role of bargaining, see Babcock and Laschever (2003). On competition see Gneezy, Niederle, and Rustichini (2003) and Niederle and Vesterlund (2007). Manning and Saidi (2010), however, find little empirical evidence for competition in explaining the gender gap in earnings.

¹⁰Lazear and Rosen (1990) assume narrowly defined occupations in which there should be no gender gap but they generate one based on different preferences for employment discontinuity between women and men. Employers have higher ability standards for promoting women than men.

¹¹As used here, the term "nonlinear" means convex.

¹²A large literature on the "child earnings penalty" exists. See, for example, Waldfogel (1998).

¹³For a modern version of the field of personnel economics see Lazear (1995).

¹⁴For a description of many field and laboratory experiments see Gneezy and List (2013).

But I have gotten ahead of myself. Let us first look at the evolution of gender gaps in earnings over the life-cycle and differences by occupation. These hold clues to what must be in the last chapter for it to be the finale of the grand gender convergence.

A. *In the Aggregate and over the Life-Cycle*

The ratio of (mean) annual earnings between male and female workers (full-time, full-year, 25 to 69 years) was 0.72 in 2010 and that of the medians was 0.77. The ratio of the medians for the same group was 0.74 in 2000 but 0.56 in 1980.¹⁵ These aggregate ratios have been somewhat sticky for the last ten years or so after greatly increasing in the preceding decades, especially in the 1980s. The same is true looking only at college graduates, for whom the ratios are lower—0.65 in 2010 for the means and 0.72 for the medians, about the same as it was in 2000. Interestingly, across the past decade the gender pay gap has narrowed *within* almost all age groups even though the aggregate has not budged as much. How can that be?

The answer concerns what happens to the gender gap over the life-cycle. The ratio of female to male earnings greatly decreases for some time as cohorts age. It is lower for individuals in their forties compared with the same individuals in their twenties. And because the baby boom is still working its way through the population, the aggregate ratio can be fairly stable even though the underlying components are actually increasing.

One way to see change in the earnings gender gap by age is to construct synthetic birth cohorts, as shown in Figure 1, part A for college graduate men and women working full-time, full-year and in Figure 1, part B for college graduates with controls for hours, weeks, and further education.¹⁶ The data used are from the US Census and the American Community Survey (ACS) for the years from 1970 to 2010.

The most obvious and important findings from these depictions are that each cohort has a higher ratio of female to male earnings than the preceding one and that the ratio is closer to parity for younger individuals than it is for older individuals, at least up to some age. One part of the story of the preceding metaphorical chapters is that there have been large gains in the earnings of women relative to men. An important clue to what it will take to create gender equality in earnings is that something happens that decreases women's earnings relative to those of men as they age.

Men and women begin their employment with earnings that are fairly similar, both for full-time year-round workers and for all workers with controls for hours and weeks. In the case of the latter group, relative earnings are in the 90 percent range for the most recent cohorts even without any other controls. But these ratios soon decline and in some cases plummet to below the 70 percent level.

¹⁵ Full-time, full-year means 35 hours or more per week and 40 weeks or more per year, throughout this piece. The sample excludes earnings outliers (see notes to Figure 1) and members of the armed forces. The 2010 ratios are an average for 2009 to 2011 from the American Community Survey micro-data. Those for 1980 and 2000 are computed from the U.S. Census micro-data.

¹⁶ The synthetic cohort ratios are derived from a set of cross-section regressions on white, native-born, non-military full-time, full-year workers. See the notes to Figure 1. Manning and Swaffield (2008) find similar results using British longitudinal and cross-section data.

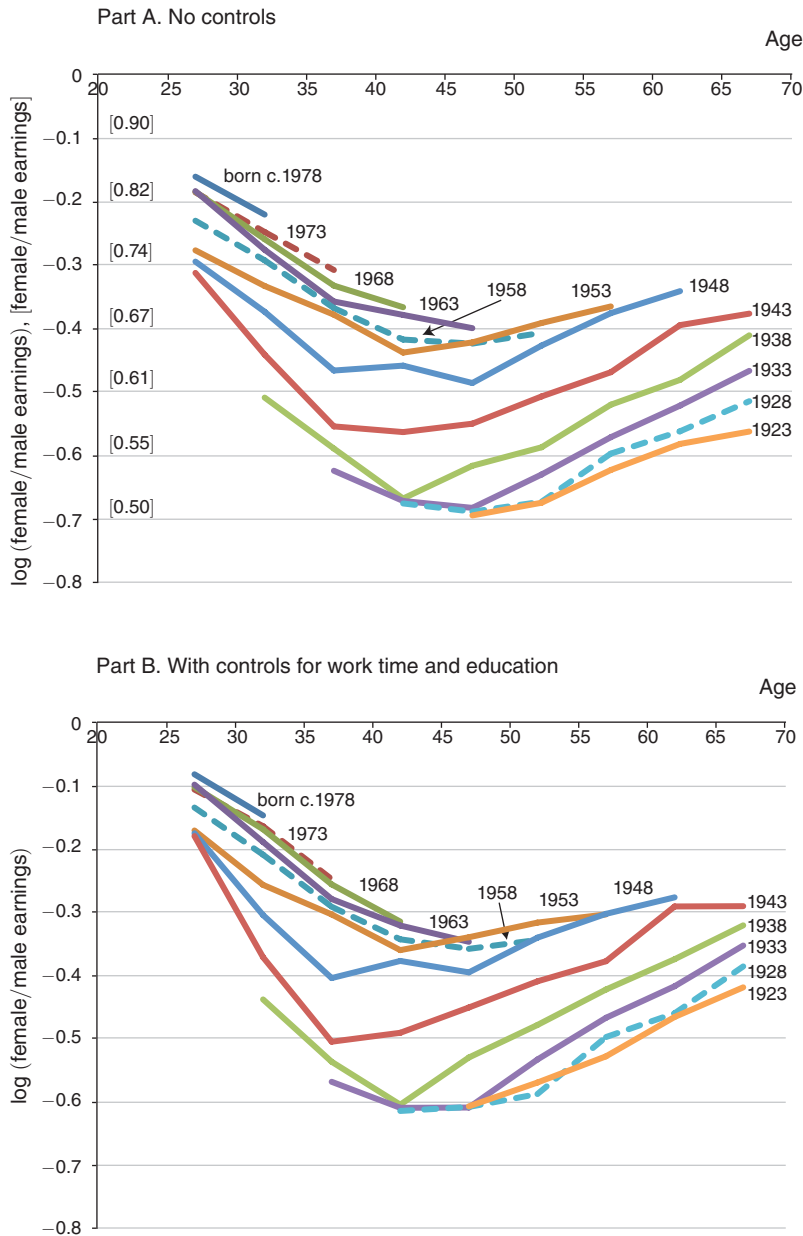


FIGURE 1. RELATIVE EARNINGS OF (FULL-TIME, FULL-YEAR) COLLEGE GRADUATE MEN AND WOMEN FOR SYNTHETIC COHORTS: BORN 1923 TO 1978

Notes: Sample consists of full-time (35+ hours), full-year (40+ weeks), college-graduate (16+ years of schooling), men and women (white, native-born, non-military, 25 to 69 years old), using trimmed annual earnings data (exceeding 1,400 hours \times 0.5 \times 2009 minimum wage) corrected for income truncation (top-coded values \times 1.5). Part B contains controls for education beyond 16 years, log hours, and log weeks. Age is entered in five-year intervals with an interaction with female. In each graph the lines connect the coefficients on the five-year intervals for each birth cohort.

Sources: US Census Micro-data 1970, 1980, 1990, 2000, and American Community Survey 2004 to 2006 (for 2005), 2009 to 2011 (for 2010).

Interestingly, in most cases the ratio increases again when individuals are in their forties (for the most recent of the cohorts to be old enough to be in that age bracket). Why it increases is beyond the scope of the present work. It would appear to be less a function of selection since in most cases the women who left would be drawn disproportionately from the lower part of the earnings distribution and those returning would presumably be the same individuals with less accumulated human capital. If anything, the function should increase and then decrease.

The main conclusion from the aggregate earnings gender gaps is *that the difference in earnings by sex greatly increases during the first several decades of working life*. That conclusion will be reaffirmed by the findings of studies of several highly specific occupations for which the training for both men and women is identical. The two degrees are MBA and JD. The data for these occupations, moreover, is longitudinal (or retrospective) thereby containing actual cohorts, not synthetic ones. In addition, the data contains detailed productivity-related characteristics.

B. By Occupation

Within versus Between Occupation Differences by Gender.—Another important clue concerning what the last chapter must contain arises from the fact that the majority of the current earnings gap comes from *within* occupation differences in earnings rather than from between occupation differences. What happens within each occupation is far more important than the occupations in which women wind up.

The fact can be demonstrated several ways. One is by observing the coefficient on female in a log earnings regression when a full set of three-digit occupation dummies are added. Table 1 gives the results for four samples from the 2009 to 2011 ACS: two for all education groups and two limited to college (BA) graduates. For each of these samples, one version is for all workers and one is for those working full-time, full-year. All regressions include age as a quartic, race, and year. Measures of time worked (log hours, log weeks) and education levels (above college for the college graduates) are successively added. Occupation dummies (three-digit level) are included in the most complete specification.

Absorbing the effect of all occupations decreases the coefficient on female by no more than one-third. Take the case of college graduates working full-time, full-year (“full-time, BA”). The female coefficient is -0.285 (a ratio of 0.752) with no additional variables. Adding log hours and log weeks reduces the coefficient to -0.230 (0.795). Absorbing all occupations reduces the coefficient on female to -0.163 (0.850), or almost 30 percent of the distance to equality. In the case of all education groups, the inclusion of all occupations decreases the gap by somewhat less. For the full-time, full-year sample that includes the education variables, the gap decreases from -0.247 (0.781) to -0.192 (0.825) or by just 22 percent.

Another way to measure the effect of occupation is to ask what would happen to the aggregate gender gap if one equalized earnings by gender within each occupation or, instead, evened their proportions for each occupation. The answer is that equalizing earnings within each occupation matters far more than equalizing the proportions by each occupation. The precise results of the exercise will depend on the choice of weights.

TABLE 1—RESIDUAL GENDER DIFFERENCES IN EARNINGS AND THE ROLE OF OCCUPATION

Sample	Variables included	Coefficient on female	Standard error	R ²
Full-time	Basic	−0.248	0.00101	0.112
Full-time	Basic, time	−0.193	0.00100	0.163
Full-time	Basic, time, education	−0.247	0.000905	0.339
Full-time	Basic, time, education, occupation	−0.192	0.00104	0.453
All	Basic	−0.320	0.00105	0.102
All	Basic, time	−0.196	0.000925	0.353
All	Basic, time, education	−0.245	0.000847	0.475
All	Basic, time, education, occupation	−0.191	0.000963	0.563
Full-time, BA	Basic	−0.285	0.00159	0.131
Full-time, BA	Basic, time	−0.230	0.00158	0.177
Full-time, BA	Basic, time, education	−0.233	0.00155	0.216
Full-time, BA	Basic, time, education, occupation	−0.163	0.00158	0.374
All, BA	Basic	−0.384	0.00173	0.119
All, BA	Basic, time	−0.227	0.00151	0.380
All, BA	Basic, time, education	−0.229	0.00148	0.407
All, BA	Basic, time, education, occupation	−0.163	0.00151	0.525

Notes: “Basic” regression is the log of annual earnings regressed on the female dummy, age as a quartic, race, and year. “Time” adds log hours per week and log weeks. “Education” adds dummies for education categories (and those above a BA for the college graduate sample). “Occupation” adds three-digit occupation dummies. “Full-time” is 35 and above hours per week and 40 and above weeks per year. “All” includes workers 25 to 64 years old with positive earnings and positive hours worked during the past year. The “full-time” sample consists of full-time, full-year individuals 25 to 64 years old excluding those in the military using trimmed annual earnings data (exceeding 1,400 hours \times 0.5 \times 2009 minimum wage). The “BA” sample includes workers with at least a college or university bachelor’s degree. The number of observations is 2,603,968 for full-time, 3,291,168 for all, 964,705 for full-time BA or more, and 1,162,638 for all BA or more.

Source: American Community Survey 2009 to 2011.

Taking the case of gender gaps by occupation for college graduates (full-time, full-year), the aggregate gap is 0.323 log points. Of that difference, 68 percent is due to the within gap and 32 percent to the between gap when the male weights and the female earnings are used. If the opposite is used (the female weights and male earnings) 58 percent is due to the within gap and 42 percent to the between.

The main takeaway is that what is going on within occupations—even when there are 469 of them as in the case of the Census and ACS—is far more important to the gender gap in earnings than is the distribution of men and women by occupations. That is an extremely useful clue to what must be in the last chapter. If earnings gaps within occupations are more important than the distribution of individuals by occupations then looking at specific occupations should provide further evidence on how to equalize earnings by gender. Furthermore, it means that changing the gender mix of occupations will not do the trick.

Gender Differences in Pay for High-Earning Occupations.—To further understand differences by occupations, I estimate log earnings equations using the 2009 to 2011 ACS including various observables, such as a quartic in age, education dummies, race, years, log hours, and log weeks. The regression also includes occupation dummies, a female dummy, and an interaction of occupation and female. Three versions of the residual gender difference by occupation have been graphed

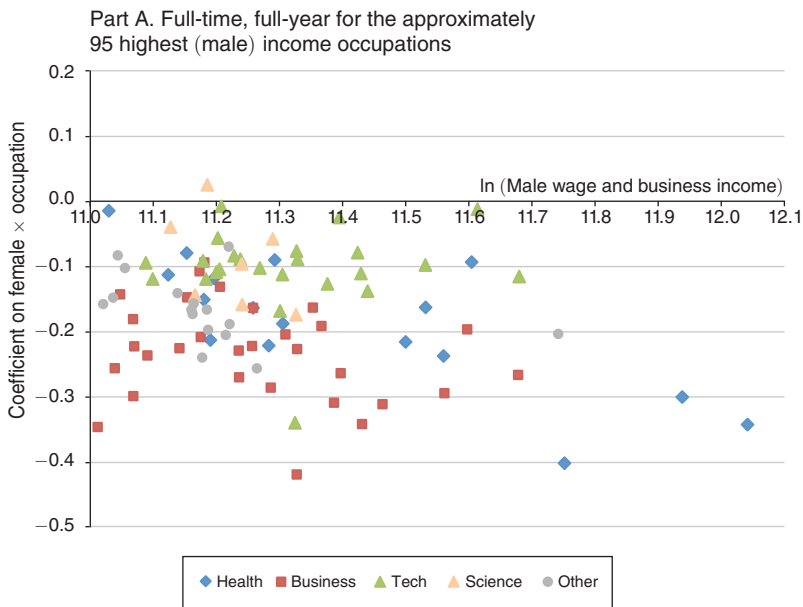


FIGURE 2A. GENDER PAY GAPS BY OCCUPATION: 2009 TO 2011

Notes: Sample consists of full-time, full-year individuals 25 to 64 years old excluding those in the military using trimmed annual earnings data (exceeding 1,400 hours \times 0.5 \times 2009 minimum wage). Regression contains age in a quartic, race, log hours, log weeks, education levels, census year, all occupations (469), and an interaction with female and occupation. Part A contains all full-time, full-year workers (2,603,968 observations); part B has those who graduated (BA) college (964,705 observations); part C has the group < 45 years old among those included in part A (1,333,013 observations). Each of the symbols in part A is an occupation for which the mean annual income for males exceeds \$60K (current \$) and is limited to occupations with at least 25 males and at least 25 females. For parts B and C the same occupations are graphed.

Source: American Community Survey 2009 to 2011.

in Figure 2. Each is for full-time, full-year workers. Part A gives the whole sample; part B is for only college graduates; and part C includes only “young” (less than 45 years old) workers.

The graphs give the coefficients for approximately the top 95 occupations ranked by male (wage and business) income. I have graphed only the top occupations because they are more easily grouped by occupation type.¹⁷ In addition, they include a large fraction of all college graduate workers: 61 percent of all college graduate men and 45 percent of all college graduate women are in the top group depicted in Figure 2 using the full-time, full-year college sample.¹⁸

¹⁷Another reason to focus on top earners is that they comprise the bulk of professional service workers (see Briscoe 2007) for whom the framework to be developed here is most relevant.

¹⁸A smaller fraction of women than men is included because elementary and secondary school teachers are just below the income cutoff. Little would change in the analysis if the income cutoff was lowered. Note that for all workers there is a very weak positive relationship between the (residual) gender pay gap and earnings for all occupations ($\rho = +0.057$) and a weak negative relationship ($\rho = -0.16$) for the college graduate group (in both cases for occupations with more than 25 men and more than 25 women).

Part B. Full-time, full-year college graduates (BA) for the approximately 95 highest (male) income occupations

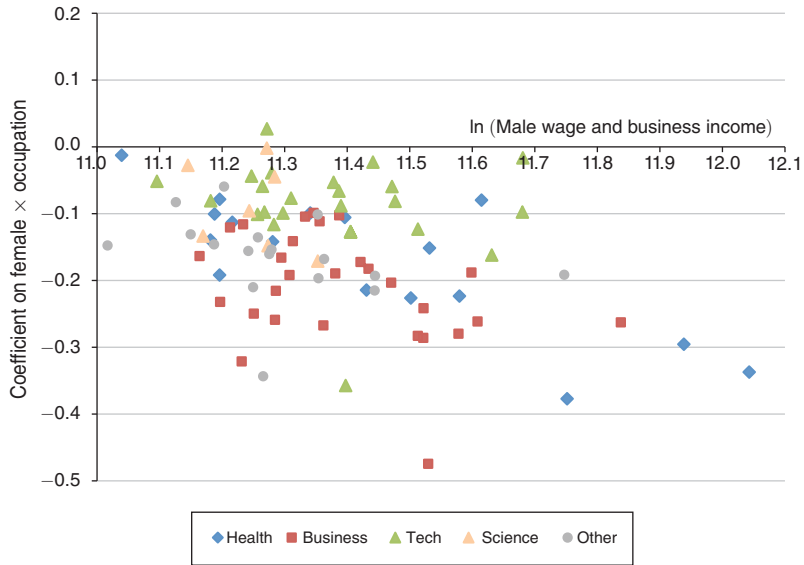


FIGURE 2B

Part C. Full-time, full-year less than 45 years old for the approximately 95 highest (male) income occupations

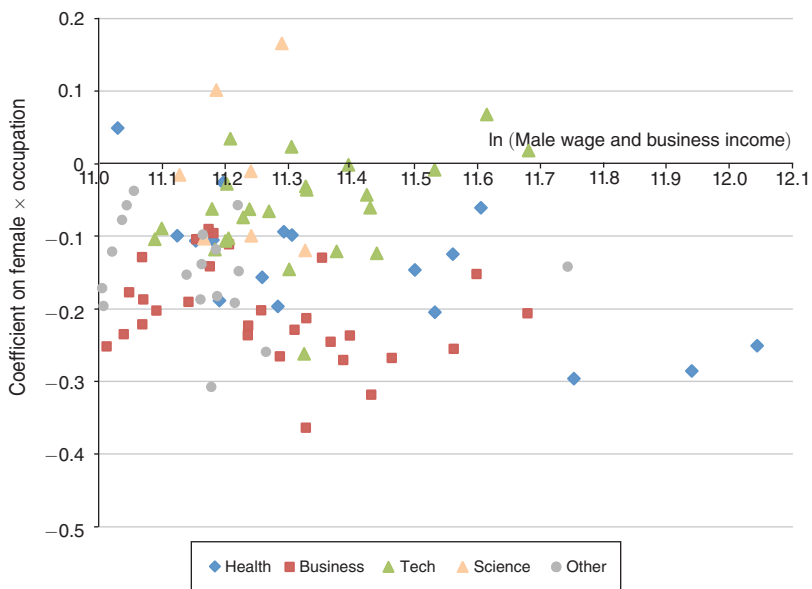


FIGURE 2C

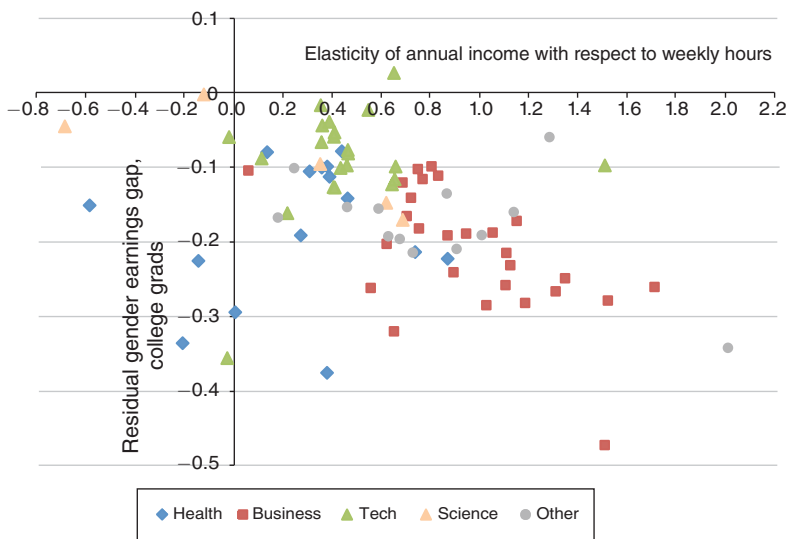


FIGURE 3. RELATIONSHIP BETWEEN THE ELASTICITY OF EARNINGS WITH RESPECT TO HOURS AND THE GENDER EARNINGS GAP

Notes: The controls are as follows: Age as a quartic, race, ln(hours), ln(weeks), education, ACS years, occupation and occupation \times female; 35+ hours, 40+ weeks; 25 to 64 year old college graduates. Only occupations with more than 25 males and more than 25 females are graphed. The vertical axis is the coefficient on occupation \times female from Figure 2, part B. The computation of the elasticity of annual income with respect to weekly hours by occupation adds to the regression in Figure 2, part B the interaction of ln(hours) with occupation. The regressions include all three-digit occupations but just the categorized group of about 95 occupations is shown.

Source: American Community Survey 2009 to 2011 and Figure 2, part B.

The findings gleaned from each of the graphs are similar although the levels are a bit different. In almost all cases the coefficient on female for each of the occupations is negative. That should not come as a surprise since it is a reflection of the lower earnings women receive relative to men in almost all occupations. If the individual’s past employment history was included, as it will be for specific occupations presented later, the coefficients would be considerably smaller. Presented as in Figure 2, the coefficients give the raw gender gap in pay adjusted for age, education and time worked.

One way to think about the coefficient is that it is the penalty to being a woman relative to a man of equal education and age, given hours and weeks of work for each of the occupations. But why should the penalty differ so greatly by occupation, even for occupations that are high paying?

Each of the occupations has been categorized into one of five sectors: Business, Health, Science, Technology, and a miscellaneous group called “Other.” Although the categorization is generally clear (e.g., engineers in Technology; physicians in Health), occupation descriptions and groupings of the occupations in O*Net were used for less obvious cases.¹⁹ The list of occupations by category is given in online Appendix Table A1.

¹⁹The Department of Labor’s Occupational Information Network (O*Net) is the successor to the Dictionary of Occupational Titles (DOT), which was first published by the Department of Labor in 1938 and last updated in 1991.

The clear finding is that the occupations grouped as Business have the largest negative coefficients and that occupations grouped as Technology and Science have the smallest ones. That is, given age and time worked residual differences for Business occupations are large and residual differences in Technology and Science are small. In fact, for the “young” group (less than 45 years old) some Technology and Science occupations have positive coefficients.²⁰

For the full-time, full-year sample including log hours, log weeks, and education in years (in addition to the basic set of variables), the residual difference for the Business occupations is -0.240 and the residual difference for the Technology and Science occupations combined is -0.114 . For the sample of college graduates, the differences are -0.227 for Business and -0.102 for Science and Technology. Residual differences for the Health and Other groups are heterogeneous.²¹

These residual differences by occupation provide another important clue about what must be in the last chapter for there to be gender equality. If one can isolate the features of occupations that have high and low residual differences by gender one can figure out what factors make for more equal pay. But before I explore the reasons for these differences I must address the possibility that the coefficients for some of the occupations, in particular the “technology” occupations in which there are relatively few women, are largely driven by selection. My answer will be that selection is not the dominant reason for the small penalty to being a woman working in the technology and science fields.

Potential Biases: Technology Occupations.—The fact that individuals in the technology occupations have among the lowest residual gender gaps may be greeted with some skepticism. These are not occupations in which women are a large fraction and the fields of training for many of them are also not those in which women are abundant. Perhaps the finding is due to selection: the best men and the worst women could leave technology occupations after a brief tenure. The men who leave could begin their own businesses and have titles like CEO and the women who leave could become science teachers. These individuals would not show up in the technology occupations. Another issue is whether the low gender gaps in recent data are because of the industries in which these individuals are hired rather than something about the technology occupations.

I use the National Survey of College Graduates, 2003 (NSCG03) to explore if women with technology degrees have different labor force participation rates than those of other college graduate women. The answer is that they do not have lower participation rates given age (entered as a quartic). In fact, women with BAs or higher degrees in technology fields have somewhat greater participation than other women.²² One reason for their slightly higher participation is that having young children (less than two years old) reduces participation for all college graduate women but there is a lesser impact on those with technology degrees. “Tech” appears to enable women to work part-time or to work more flexibly.

²⁰ All but one coefficient has a t -statistic exceeding 2.8.

²¹ These averages are for the 95 occupations for which the groupings are identified and are weighted by the number of individuals in each of the occupations.

²² All of these results hold if technology field is defined as a BA field rather than including MA and PhD fields. Women with degrees in technology fields have a 2 percentage point higher participation rate.

Does the smaller gender gap result mainly from the characteristics of the technology occupations or from the features of the industries of the technology employees? The answer is that it results far more from the occupation than from the industry. To examine whether industry is the locus of greater gender equality rather than occupation I create a variable measuring the fraction of the industry's workforce in one of the identified technology occupations.

To see whether the industry of the technology workers matters, a log earnings regression is estimated similar to the previous ones but is limited to individuals in one of the technology occupations. I add a variable measuring the fraction of the industry workforce in technology (see online Appendix Table A2). Some industries, such as "computer systems design," have a large fraction of their workers in technology occupations (around 60 percent) whereas others, such as "motor vehicle manufacturing," are moderate (around 12 percent) and still others are very low. Engineers and information technology workers are hired in almost all industries. The technology industry variable is also interacted with female.

The results are that technology workers in industries with more technology workers earn considerably more than workers in other industries, even with occupation fixed effects. But women do not earn disproportionately more than men within the technology industries. The bottom line is that technology occupations and not technology industries more generally are associated with greater gender equality in earnings.²³

III. A Personnel Economics Theory of Occupational Pay Differences

A. *Micro-foundations of Compensating Differentials*

Residual differences by occupation in earnings by gender, I will demonstrate, are largely due to the value placed on the hours and job continuity of workers, including the self-employed.²⁴ Individuals in some occupations work 70 hours a week and receive far more than twice the earnings of those who work 35 hours a week. But in other occupations they do not. Some occupations exhibit linearity with respect to time worked whereas others exhibit nonlinearity (convexity).²⁵ When earnings are linear with respect to time worked the gender gap is low; when there is nonlinearity the gender gap is higher.

Total hours worked are generally a good metric for time on the job. But often what counts are the particular hours worked. The employee who is around when others are as well may be rewarded more than the employee who leaves at 11 AM for two hours

²³The results are robust to using the entire sample of occupations and comparing technology workers to all workers and they are also robust to using other measures of technology industries.

²⁴The model described here contains similarities to that in Mincer and Polachek (1974) and Polachek (1981) in the concern with choice among occupations that depends on expected time employed. The difference is that the Mincer-Polachek sorting depends on differential skill depreciation by occupation whereas my model rests on differences in the productive efficiency of individuals who work for different amounts of time. A recent version of these notions is in Adda, Dustmann, and Stevens (2011) who analyze data for non-college women in apprenticeship training programs.

²⁵Many others have explored the earnings consequences of working lower hours. On physicians, see Sasser (2005) who also uses a compensating differentials framework. Still other researchers have asked whether firms offer an inefficiently small number of low-hour jobs and use high hour jobs to screen. See Gicheva (2013), Landers, Rebitzer, and Taylor (1996), and Rebitzer and Taylor (1995).

but is hard at work for two additional hours in the evening. Even the self-employed may have nonlinear earnings because they cannot fully delegate responsibility.

Gender differences in earnings across occupations and occupational groups substantially concern job flexibility and continuity. By job flexibility I mean a multitude of temporal matters including the number of hours, precise times, predictability and ability to schedule one's own hours.

I will now provide some micro-foundations for the notion that nonlinear pay with respect to hours worked is responsible for the majority of the residual differences observed in earnings by gender. These notions are the micro-foundations underlying the compensating differentials model of pay with respect to the amenity "job-flexibility."

In many workplaces employees meet with clients and accumulate knowledge about them. If an employee is unavailable and communicating the information to another employee is costly, the value of the individual to the firm will decline. Equivalently, employees often gain from interacting with each other in meetings or through random exchanges. If an employee is not around that individual will be excluded from the information conveyed during these interactions and has lower value unless the information can be fully transferred in a low cost manner.

The point is quite simple. Whenever an employee does not have a perfect substitute nonlinearities can arise.²⁶ When there are perfect substitutes for particular workers and zero transactions costs, there is never a premium in earnings with respect to the number or the timing of hours. If there were perfect substitutes earnings would be linear with respect to hours. But if there are transactions costs that render workers imperfect substitutes for each other, there will be penalties from low hours depending on the value to the firm. A sparse framework will demonstrate these points and develop them further.

B. Framework to Understand the Nonlinear (Convex) Hours-Wages Relationship

Assume that each employee, i , invests in training (e.g., MBA, MD) only prior to the job and that the training is valuable in a hierarchy of positions, j . The positions can be separate occupations or they can be different varieties of the same occupation. Let $0 < \lambda \leq 1$ be the fraction of full-time employment worked by the employee or some metric concerning which hours are worked. Output, Q , for an employee is given by

$$(1) \quad Q = \begin{cases} \lambda_i k_j & \text{if } \lambda_i > \lambda_j^* \\ \lambda_i k_j \cdot (1 - \delta_j) & \text{if } \lambda_i \leq \lambda_j^* \end{cases},$$

where k_j is output per unit time when time exceeds some amount, δ_j is the reduction in output because the employee works less than some amount in occupation j . The

²⁶Briscoe (2006, 2007) makes similar points about the ability of employees to "hand off" clients, the role of substitutes and temporal flexibility. Blair-Loy (2009) shows how information systems increased substitutability among discount stockbrokers whereas, ironically, traditional stockbrokers with ostensibly more flexibility in their schedules had greater client demands on their time.

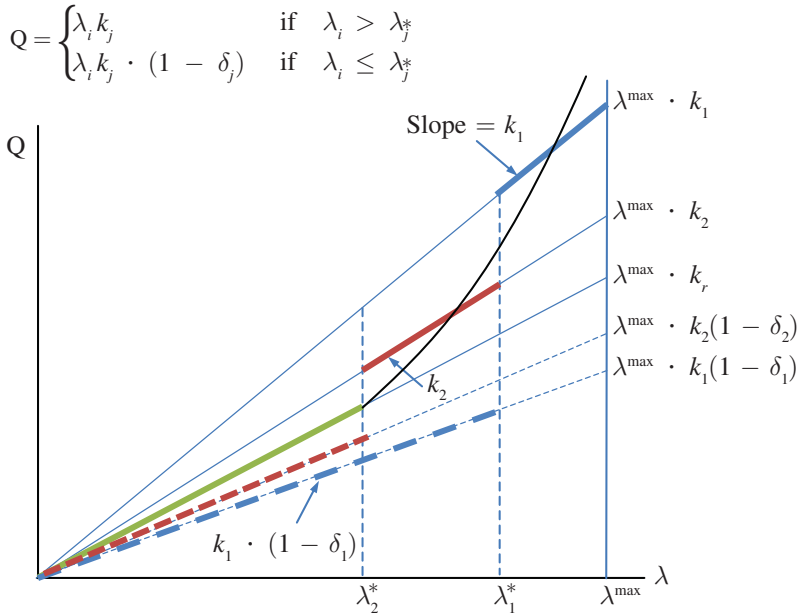


FIGURE 4. A THEORY OF OCCUPATIONAL PAY DIFFERENCES

Notes: Each of the lines gives the relationship between output, Q , in some occupation and the time input, λ , of a worker where $0 < \lambda \leq \lambda^{\max}$. When the time input is reduced below some level, λ^* , output decreases discretely for occupations 1 and 2. Occupation r has a linear relationship between time worked and earnings throughout. An individual who works between λ_1^* and λ^{\max} will be in occupation 1, an individual between λ_1^* and λ_2^* will work in 2 and all others will work in r , if they remain in the labor force.

setup given by (1) contains a discontinuity in productivity if the worker is absent more than some amount.

Several occupations or positions may exist among which individual i can choose. To begin with, assume two positions exist such that $k_1 > k_2$ and that output is reduced when hours do not exceed some level such that $\delta_1 > \delta_2$. In addition, assume $k_1(1 - \delta_1) < k_2(1 - \delta_2)$ so that one occupation or work setting does not dominate the other. Now add a third position, r , characterized by linearity ($\delta_r = 0$) for which $k_r < k_2$. That position, which can be called the reservation occupation, will dominate the other two when λ is sufficiently low. Also assume that $k_2(1 - \delta_2) < k_r$.

As shown in Figure 4, an employee will work in occupation 1 as long as $\lambda > \lambda_1^*$ and will then shift to occupation 2 at lower hours and finally to the reservation occupation when $\lambda < \lambda_2^*$. The relationship between output and hours, and thus between earnings and hours, is nonlinear (convex). On a per unit time basis the employee receives more in occupation 1 than 2 and more in occupation 2 than in the reservation occupation, r .

In the framework, the position with the highest slope is also the one with the highest penalty with regard to reduced hours. Rather than stay in that position, an employee who wants lower hours will shift to one that has a lower penalty but also a lower slope. If the level of hours that the worker wants is yet lower, then the worker will take the reservation job, which involves complete linearity with respect to hours.

The point of the framework is to emphasize that certain occupations impose heavy penalties on employees who want fewer hours and more flexible employment. The lower remuneration can result in shifts to an entirely different occupation or to a different position within an occupational hierarchy or to being out of the labor force altogether.

Illustrations of the framework will be useful. Lawyers, for example, constitute an occupational group, certainly one professional degree group. But an individual with a law degree can be partner in a large law firm in which there is a premium for working long and continuous hours. The same lawyer could, instead, be employed as general counsel and work fewer and more flexible hours. Finally, the lawyer can work in a small firm that allows short and discontinuous hours at no penalty. These can be thought of as position 1, position 2, and the reservation position in the framework. The remuneration of these lawyers, all of whom have the same formal education, would map out a nonlinear (convex) relationship of total earnings with respect to hours or to the flexibility of hours.²⁷

Pharmacy, on the other hand, has nearly linear earnings with respect to time worked. Pharmacists who work more hours earn more, linearly. Those who are in managerial positions in a pharmacy earn more chiefly because they work more hours. Those who work part-time get paid less in a linear fashion.²⁸

The explanation just provided for differences across occupations is more a part of personnel economics than human capital theory because the underlying notions are those of compensating differentials. Differences in pay arise because of productivity differences in the workplace, not because of inherent differences in human capital across workers. Some workers want the amenity of flexibility or of lower hours and some firms may find it cheaper to provide.

The framework just outlined can be viewed as the micro-foundations of a compensating differentials model.²⁹ Individuals place different values on the amenity “temporal flexibility,” and firms or sectors face different costs in providing the amenity. The framework gives reasons why there are different costs and how they might change.³⁰

IV. Occupational Differences from O*Net Characteristics

Do the notions of the framework have explanatory power regarding the estimated gender gaps for the 95 occupations previously identified and classified by group? To explore the relationship between the residual gender earning gap and occupational features I have used detailed occupation descriptions from O*Net online.³¹

O*Net lists hundreds of separate characteristics grouped in seven categories. The two categories most relevant for the issues at hand are “work context” (57 characteristics) and “work activities” (41 characteristics). Five characteristics seem most

²⁷ See Bertrand, Goldin, and Katz (2010) and the sections below on MBAs and lawyers.

²⁸ See Goldin and Katz (2013) and the section below on pharmacists.

²⁹ The classic article on compensating differentials is Rosen (1986).

³⁰ Goldin and Katz (2011, 2013) set forth a compensating differentials model with predictions for changes in the gender gap with shifts in the costs of providing the amenity and in preferences for the amenity.

³¹ Occupation characteristics in O*Net, the Department of Labor’s Occupational Information Network, are comprehensively used by Acemoglu and Autor (2011) to identify tasks.

TABLE 2—O*NET CHARACTERISTICS: MEANS (NORMALIZED) BY OCCUPATIONAL GROUP

O*Net characteristics	Technology and science	Business	Health	Law
1. Time pressure	−0.488	0.255	0.107	1.51
2. Contact with others	−0.844	0.171	0.671	0.483
3. Establishing and maintaining interpersonal relationships	−0.611	0.548	0.276	0.781
4. Structured vs. unstructured work	−0.517	0.313	0.394	1.22
5. Freedom to make decisions	−0.463	−0.00533	0.974	0.764
Number of occupations	31	28	16	1

Notes: The occupations are those in Figure 2, part A. When there is more than one O*Net occupation for an ACS occupation, the characteristic is weighted by the number of workers in each of the O*Net occupations. Each of the O*Net characteristics has been normalized to have a mean of 0 and a standard deviation of 1. The work setting characteristics and questions most relevant to the issues raised here are:

1. Time pressure: *How often does this job require the worker to meet strict deadlines?*
Lower pressure means worker does not have to be around at particular times.
2. Contact with others: *How much does this job require the worker to be in contact with others (face-to-face, by telephone, or otherwise) in order to perform it?*
Less contact means greater flexibility.
3. Establishing and maintaining interpersonal relationships: *Developing constructive and cooperative working relationships with others, and maintaining them over time.*
The more working relationships, the more workers and clients the employee must be around.
4. Structured versus unstructured work: *To what extent is this job structured for the worker, rather than allowing the worker to determine tasks, priorities, and goals?* If the job is highly structured to the worker, there would be a lower chance that the worker would have close substitutes.
5. Freedom to make decisions: *How much decision making freedom, without supervision, does the job offer.*
Generally means that the worker determines what each client should receive, rather than being given a specific project, and thus workers are poorer substitutes for each other the greater are these freedoms.

Source: O*Net Online, <http://www.onetonline.org/>

relevant to features of the model and are listed in the notes to Table 2.³² These characteristics reflect time pressure, the need for workers to be around at particular times, the flexibility of the occupation with regard to scheduling, the groups and workers the employee must regularly keep in touch with, and the degree to which the worker has close substitutes.

Each of the O*Net characteristics has been normalized to have a mean of zero and a standard deviation of one. I group the technology and science occupations together and compare the values of the five characteristics with those for occupations in business, health, and law, the largest and also the highest paying of the “other” occupations.

Because there are about twice as many O*Net occupations than Census occupations, the first task was to match occupations across the two sources. In most cases the difference was simply that O*Net occupations are cross-referenced by industry.

³²A multitude of characteristics regarding abilities, knowledge, skills, and work values exist, although none seemed to relate to the concepts of the model. A few potentially relevant job features had ambiguities. For example, “work with work group or team” could refer to teams of substitutes (independent workers) or teams of complements (interdependent workers). Similarly, “face-to-face discussions” had a team component that was ambiguous.

The O*Net characteristic levels were then weighted by the relative number of individuals in the O*Net occupations to get the characteristic values for the Census occupations, for which the residual gender gaps had been computed.

As can be seen in Table 2, technology and science occupations score far below the others on each of the five measures and in some cases the differences are almost one standard deviation lower. That is to say, in comparison with business occupations those in technology and science have far greater time flexibility, fewer client and worker contacts, fewer working relationships with others, more independence in determining tasks, and more specific projects with less discretion over them. Each of these characteristics should produce a more linear relationship between hours and earnings and the greater linearity should produce a lower residual difference in earnings by sex.

The characteristics help differentiate the business from the technology and science occupations rather well. They do not always capture differences between the health professions and others. For one, they do not capture the time demands among the self-employed and many in the higher paid health occupations (e.g., dentist, podiatrist, physician, and veterinarian) have substantial rates of ownership. But they do pick up the fact that most health professionals have considerable contact with clients, have enormous discretion, and make decisions affecting the lives of others.³³ Within the “other” category, lawyers are clearly at the high end of the characteristics with considerable contact, time pressure, structure, and discretion.

The scatter plot of the simple mean of the O*Net characteristics for each of the 95 high-income occupations against the mean (adjusted) gender earning gap for each occupation among college graduates (full-time, year-round workers) is given in Figure 5. The relationship is clearly negative with a correlation coefficient of -0.463 . A higher value for the characteristics is associated with a lower ratio of (adjusted) female to male earnings (a larger negative value for the log of the gender gap). In addition, the characteristics also pick up some of the within group variance. The relationship is strongest for time pressure, contact with others, and freedom to make decisions, but is also reasonable for establishing and maintaining interpersonal relationships and structured versus unstructured work.

V. Evidence on Nonlinear Pay and the Gender Gap in Earnings

I have thus far established that the gender gap in pay is small at the start of employment but greatly increases with age (even correcting for hours and weeks in a national sample) and that it significantly differs by occupation. I have also shown using the O*Net data that characteristics of work settings are associated with the (adjusted) gender gap in pay such that work environments that require more interactions or have more time pressure, for example, are those with larger gender earning gaps.

Another hint at what must be in the last chapter can be gleaned by adding a (log hours \times occupation) interaction to the regression containing the occupation

³³The flexibility in some of the health fields is not captured well in the aggregate O*Net characteristics. An important outlier here is pharmacy, which I will discuss in detail. But the regression in Figure 5 is almost no different if the health occupations are excluded.

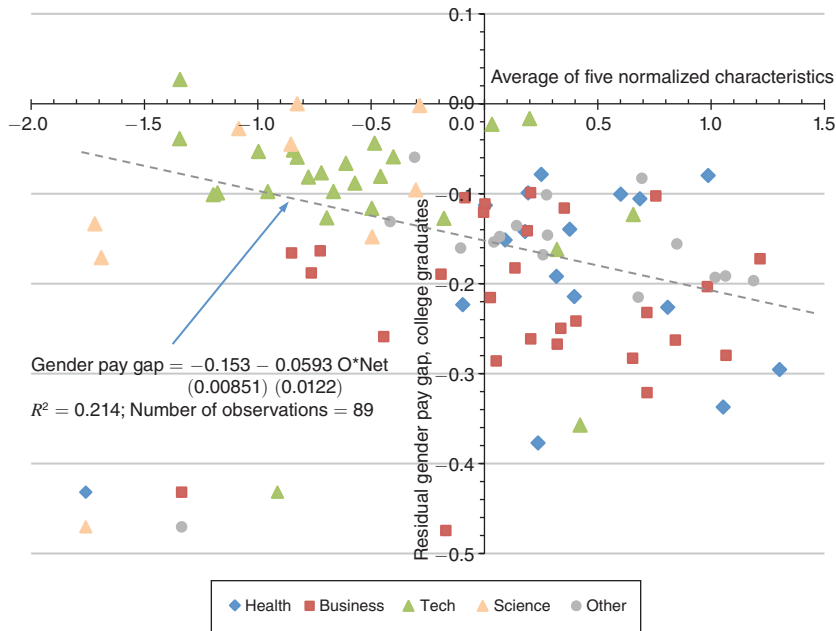


FIGURE 5. O*NET CHARACTERISTICS AND THE RESIDUAL COLLEGE GENDER EARNINGS GAP BY OCCUPATION

Notes: The gender pay gap for college graduate is from Figure 2, part B; the O*Net characteristics are described in Table 2. Only occupations with more than 25 male and more than 25 female observations for the college, full-time sample are included in the figure. Standard errors are in parentheses under coefficients.

Source: See Figure 2.

and log hours main effects. The interaction of log hours and occupation allows the relationship between hours and earnings to differ for each occupation. The computed elasticity of annual income with respect to weekly hours for each occupation is graphed in Figure 3 against the residual gender pay gap for college graduates from Figure 2, part B.³⁴ There is a clear negative association between the residual gender earnings gap and the elasticity of annual earnings with respect to weekly hours. Occupations with higher elasticities have more negative log earnings gender gaps.

The largest elasticities are for business occupations and the smallest are for technology, science and health occupations. In fact, almost half of the business occupations have a computed elasticity that exceeds one, as does law. The business occupation with the lowest elasticity is that of financial examiner, an occupation often found in the federal and state government settings. Only one of the science and technology occupations has an elasticity of earnings with respect to hours that exceeds one and it is that of actuary.

As I will later demonstrate using data on occupations in business and law, the impact of hours on the gender gap is large and goes far to explain much of the gender

³⁴The computed elasticities will be biased downward in part because of measurement error with regard to weekly hours.

earnings gap.³⁵ Individuals who work long hours in these occupations receive a disproportionate increase in earnings. That is, the elasticity of earnings with respect to hours worked is greater than one.

In previous work, Katz and I (2008b) demonstrated that among Harvard College graduates, the penalty to time out of the labor market differs greatly by occupation. Among those who received their BAs around 1990, a 10 percent hiatus in employment time 15 years after the BA, thus amounting to an 18-month break, was associated with a decrease in earnings of 41 percent for those with an MBA, 29 percent for those with a JD or a PhD, and 15 percent for those with an MD.³⁶ In addition, the reduction in earnings from time off for MDs was linear in lost experience but was discrete (nonlinear) for MBAs. Any time off for MBAs is heavily penalized. We also found that MDs and PhDs took the shortest non-work spells after a birth and MBAs took the longest. That is, those with the greatest penalty to time out also took the most time out, largely because their jobs did not enable shorter or more flexible schedules.

In this section I expand on these findings and explore the widening gender gap in pay with age and differences in the gender gap by occupation using data sets specific to occupations and degrees. I will demonstrate that some occupations have high penalties for even small amounts of time out of the labor force and have nonlinear earnings with respect to hours worked. Other occupations, however, have small penalties for time out and almost linear earnings with respect to hours worked. In the first group of occupations are individuals who have earned an MBA or a JD. In the second group—the occupations with lower penalties for time out and the more linear ones—is one in the health sector (pharmacy).

The data sets I use are for fairly uniform groups of men and women who have received the same advanced degree or work in the same occupation. The information on job experience and time worked is highly detailed. The gender gap in annual earnings for the JDs and MBAs, although large by year 15, is almost entirely explained by various factors, such as hours worked, time out of the labor force, and years spent in part-time employment. Small differences in time away or in hours translate into large differences in pay. Nonlinearities in pay with respect to time worked can be seen. For the pharmacists, however, hours worked is also of importance in explaining gender differences in pay but earnings are fairly linear in time worked and time out of the labor force is of less importance to contemporaneous pay. In fact, because part-time work is prevalent in pharmacy, women do not take off much time.

A. *Business (MBA): Nonlinear Occupations*

At the start of their careers, earnings by gender are almost identical among MBAs graduating from the University of Chicago Booth School from 1990 to 2006.³⁷ But

³⁵ Cha and Weeden (2013) explore the role of “overwork” and the rising premium to it from 1979 to 2009 in slowing the narrowing of the gender gap in earnings.

³⁶ Goldin and Katz (2008b, table 2).

³⁷ These data come from a survey of about 2,500 University of Chicago Booth School MBA graduates from 1990 to 2006 matched with administrative school data. The survey asked retrospective questions yielding more than 18,000 person-years on earnings, hours and other employment information, and details on marriage and family. See Bertrand, Goldin, and Katz (2010) for details on the data.

after five years, a 30 log point difference in annual earnings develops and at 10 to 16 years after the MBA, the gender gap in earnings grows to 60 log points (that is, women earn 55 percent what men do). Three factors explain 84 percent of the gap. Training prior to MBA receipt, (e.g., finance courses, GPA) accounts for 24 percent. Career interruptions and job experience account for 30 percent, and differences in weekly hours are the remaining 30 percent. Importantly, about two-thirds of the total penalty from job interruptions is due to taking any time out.

At 10 to 16 years from MBA receipt, 23 percent of University of Chicago Booth School MBA women who are in the labor force work part-time and, interestingly, more than half of those working part-time employ themselves. Around 17 percent are not currently employed and 60 percent work full-time (51 percent do of those with children). Cumulative time not working is about one year for all women 10 to 16 years after the MBA.

Not surprisingly, children are the main contributors to women's labor supply changes. Women with children work 24 percent fewer hours per week than men or than women without children. The impact of children on female labor supply differs strongly by spousal income. MBA moms with high-earning spouses have labor force rates that are 18.5 percentage points lower than those with lesser-earnings spouses.³⁸ They work 19 percent fewer hours per week (when working) than those with spouses below the high-income level. The impact of higher income husbands may be a pure income effect but it more likely results from a combination of an income and a substitution effect in which the family requires some parental home time and the high-flyer husband offers little.³⁹

Another important result is that the impact of a birth on labor supply grows over time in an individual, fixed-effects estimation. A year after a first birth, women's hours, conditional on working, are reduced by 17 percent and their participation by 13 percentage points. But three to four years later, hours decline by 24 percent and participation by 18 percentage points. Some MBA moms try to stay in the fast lane but ultimately find it is unworkable. The increased impact years after the first birth, moreover, is not due to the effect of additional births.

Part-time work in the corporate sector is uncommon and part-timers are often self-employed (more than half are at 10 to 16 years out). Differences in career interruptions and hours worked by sex are not large, but the corporate and financial sectors impose heavy penalties on deviation from the norm. Some female MBAs with children, especially those with high earning husbands, find the trade-offs too steep and leave or engage in self-employment.

In sum, the appeal of an MBA for women is large—incomes are substantial even if they are far lower than those of their male peers. But some women with children find the inflexibility of the work insurmountable.

³⁸ Annual earnings exceeding \$200K, in US\$2006, are used for the high-earning spouses. About 22 percent of MBA moms are not in the labor force at 10 to 16 years out.

³⁹ MBA mothers with high-income spouses, it should be noted, are not negatively selected on initial earnings, hours, and MBA performance. If anything, they are positively selected.

TABLE 3—EARNINGS EQUATIONS FOR JDs: UNIVERSITY OF MICHIGAN LAW SCHOOL ALUMNI SURVEY, LONGITUDINAL SAMPLE

	Dependent variable: log (annual earnings)						log (hourly fee)	
	Year 5			Year 15			Year 15	
	(1)	(2)	(3)	(4)	(5)	(6)	(7)	(8)
Female	-0.100 (0.0262)	-0.0375 (0.0240)	-0.0158 (0.0228)	-0.549 (0.0498)	-0.215 (0.0456)	-0.130 (0.0455)	-0.00345 (0.0366)	0.0302 (0.0368)
log(hours per week)		0.757 (0.0497)	0.563 (0.0521)		1.34 (0.0758)	1.162 (0.0814)	0.442 (0.0541)	0.312 (0.0589)
log(weeks per year)		0.522 (0.0771)	0.331 (0.0752)		0.846 (0.123)	0.711 (0.120)		
Years in current job			0.0423 (0.00615)			0.0251 (0.00394)		0.00886 (0.00280)
Years not employed by year t			-0.379 (0.0545)			-0.0406 (0.0274)		-0.0683 (0.0253)
Years part-time by year t			-0.244 (0.0339)			-0.0533 (0.0115)		-0.0263 (0.00854)
Time off, BA to law school			-0.0283 (0.00800)			-0.0649 (0.0145)		-0.0257 (0.0107)
<i>Dummy variables</i>								
Law school performance	Yes	Yes	Yes	Yes	Yes	Yes	Yes	Yes
Survey year	Yes	Yes	Yes	Yes	Yes	Yes	Yes	Yes
Missing job experience	No	No	Yes	No	No	Yes	No	Yes
Missing weeks per year	No	Yes	Yes	No	Yes	Yes	No	No
Constant	11.5 (0.0161)	6.35 (0.329)	8.00 (0.340)	12.2 (0.0296)	3.70 (0.487)	4.78 (0.504)	3.94 (0.213)	4.41 (0.231)
Observations	1,449	1,449	1,448	1,299	1,299	1,298	695	694
R^2	0.0747	0.245	0.332	0.129	0.359	0.408	0.238	0.287

Notes: Regression sample includes individuals working > 9 hours per week in the given year. Law school performance includes law school GPA at graduation and whether on law review. Sample for columns 7 and 8 is restricted to those working in law firms who reported an hourly fee. Weights are the inverse of the predicted values from a probit regression on whether the survey was returned using a set of predetermined variables such as law school GPA. Standard errors are in parentheses.

Source: University of Michigan Law School Alumni Survey Research Dataset, Longitudinal Sample for individuals graduating from 1982 to 1991 who returned both the 5-year and 15-year surveys.

B. Law (JD): Nonlinear Occupations

The gender gap in earnings between male and female JDs, graduating from the University of Michigan Law School from 1982 to 1991, is nil at the start of employment. The gap is small and insignificant at year 5, after controlling for hours, weeks and time off, as can be seen in Table 3, columns 1 to 3.⁴⁰ But as in the case of the MBAs the gap balloons to around 55 log points by year 15 in a longitudinal sample

⁴⁰The University of Michigan Alumni Survey Research Dataset is used, which includes alumni surveys from 1967 through 2006 for persons graduating from 1952 to 2001 together with administrative data on each alumnus. The surveys were sent to classes 5, 15, 25, 35, and 45 years after receiving their JD. Because response rates for the cross-section data are high (in the 60 percent range), surveys were later linked, where possible, to create a longitudinal dataset. The information used here is from the longitudinal data linking individuals from graduation to years 5 and 15. See Wood, Corcoran, and Courant (1993) for similar work using a much earlier form of the cross-section data and Noonan, Corcoran, and Courant (2005) for work that uses the more recent longitudinal samples.

(column 4). The remaining gap at year 15 is reduced to around 22 log points when time worked during the year is included and to 13 log points once work absences and job tenure are added (columns 5 and 6).⁴¹

Of great importance with regard to the issues raised here is that annual earnings are clearly nonlinear (convex) with respect to hours in year 15 but not in year 5. At year 15 the coefficient on log hours in the log earnings regression is significantly greater than one and that finding is robust to various specifications. In the column 5 specification with law school performance and weeks, the coefficient on log hours is 1.34. It drops to 1.162 when job tenure, years out of the labor force, and years in part-time employment are added. But the precise position chosen and thus the slope of earnings with respect to weekly hours are determined by factors (e.g., children) that in turn influence job interruptions and prior part-time work. The framework necessitates a homogeneous group of individuals by training and those are given here by the precise law school, performance in law school, completion of the JD, and time since degree (15 years).

Because those who work in law firms usually report their hourly billing rate or fee (about 90 percent do), columns 7 and 8 also include the relationship between hours and the hourly fee reported. That, too, displays nonlinearity (convexity). The more hours worked, the higher the hourly fee reported.

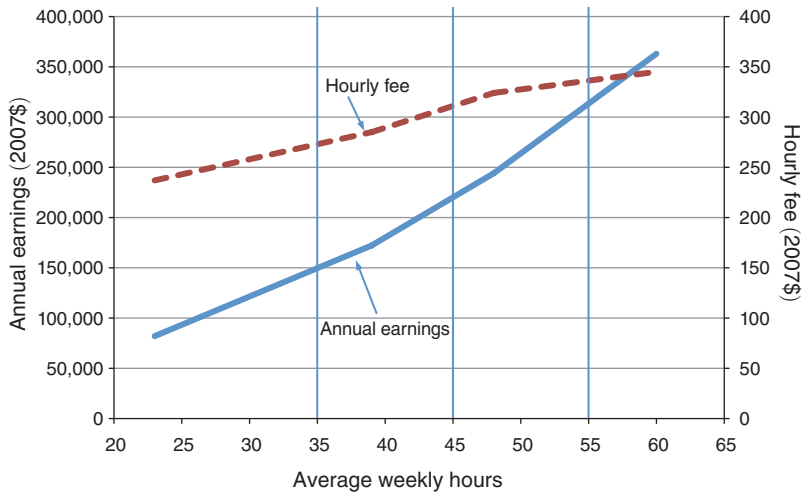
The nonlinearity of annual earnings with respect to hours worked and the relationship between hourly earnings and hours are graphed in Figure 6 together with characteristics of the JDs in each of four hour-intervals used (10–34, 35–44, 45–54, and 55+ hours). The annual earnings graph bears a striking resemblance to the representation of the framework in Figure 4. The nonlinearity of annual earnings with respect to hours worked is clear.

The fraction female at 15 years is 0.288, but the fraction female decreases as hours increase from 0.826 for the 0 to 34 hours group to 0.182 for the 55 hours plus group. The fraction of women who have children at 15 years out also decreases as hours increase from 0.852 for the lowest hours bin to 0.536 for the highest. As hours worked increase so does firm size and fraction partner, while the incidence of solo practice decreases. Of some interest with respect to why nonlinearities in pay arise with respect to hours worked, among JDs who work in a law firm twice the fraction of time by the average lawyer is spent representing a Fortune 500 company in the highest hours bin than in the smallest hours bin. Similarly, the fraction of time representing “rich” people increases substantially (from about 0.025 to 0.09) when a lawyer shifts from working part-time to full-time.

As in the case of MBAs, the reason for the reduction in hours of work at 15 years out is largely due to the arrival of children. And also similar to the MBA case is that the decrease in participation is due to an interaction between children and the income of the spouse. About 16.5 percent of JD women, and 21 percent of those with children of any age, are not in the labor force by year 15.

Spousal income is an important determinant of who stays and who leaves employment at year 15. JD women with children who are married to men in the upper 30 percent of the earnings distribution (more than \$200K per year, in US\$2007) have

⁴¹ The gender gap is less than 10 log points if making partner by year 15 or remaining in a law firm from year 5 to year 15 is included.



Job-hours feature (mean)	10 to 34 hours	35 to 44 hours	45 to 54 hours	55 hours plus
Fraction of men in bin	0.021	0.165	0.486	0.328
Fraction of women in bin	0.243	0.218	0.359	0.180
Fraction female (0.289)	0.830	0.353	0.229	0.185
With children (0.698)	0.852	0.798	0.617	0.536
<i>Work setting:</i>				
Law firm (0.487)	0.425	0.403	0.514	0.534
Corporate (0.150)	0.0755	0.135	0.184	0.148
Government (0.104)	0.0943	0.160	0.127	0.0456
Non-practicing (0.210)	0.283	0.265	0.155	0.241
<i>If in a law firm:</i>				
Partner (0.690)	0.311	0.490	0.739	0.809
Solo practice (0.0947)	0.233	0.177	0.0646	0.0660
Firm size mean (252)	188	252	249	278
Firm size median (125)	30	50	140	135
<i>Client:</i>				
Fortune 500 (0.248)	0.182	0.228	0.234	0.293
"Rich" (0.0904)	0.0241	0.0900	0.0963	0.0974

Notes: Data given here are for those working > 9 hours a week at year 15. All monetary amounts are in 2007 dollars. The category "other" accounts for the remaining fraction for work-setting. "Firm size," "Fortune 500," and "Rich" are all conditional on working in a law firm. Client variables are the (average of the) fraction of time lawyers stated they worked with such clients.

Source: University of Michigan Law School Alumni Survey Research Dataset, Longitudinal Sample for individuals graduating from 1982 to 1991 who returned both the 5-year and 15-year surveys.

FIGURE 6. HOURS, EARNINGS, AND CHARACTERISTICS OF OCCUPATIONS FIFTEEN YEARS AFTER THE JD

lower participation rates than JD women married to lower-income husbands or who do not have children but are married to a high-income husband. Using the high-income cutoff for the husbands of female JDs reveals that 21.6 percent of those with children are not in the labor force at 15 years but that 10.4 percent are not in the

labor force for those with lower income husbands.⁴² There are, however, almost no differences among those with no children. Almost none of those women, independent of the income of their husbands, is out of the labor force.

Leaving the labor force for women with a JD appears to involve an interaction of spousal income and the presence of children. The reasons would seem the same as offered for the MBAs. Children require a modicum of parental time, high-income husbands provide little of it, and part-time work for JDs is insufficiently remunerative for some to remain employed.

C. Pharmacy: A Linear Occupation

The occupation of pharmacist is an excellent example of one that has fairly linear earnings with respect to hours worked and a negligible penalty to time out of the labor force. Managers of pharmacies get paid more because they work more hours. Female pharmacists with children get paid less because they work fewer hours. Pharmacists, particularly women, often work part-time. But there is no part-time penalty.⁴³

Pharmacy is a high income occupation—the eighth highest for men and third highest for women—that, in recent decades, has required a specialized six-year combined BS-doctoral degree. I will briefly summarize the findings from a study of the pharmacy profession by Goldin and Katz (2013) that uses, primarily, data from the National Pharmacist Workforce Surveys for 2000, 2004, and 2009.

Most pharmacists today work for non-independent retailers, mainly large chains, or in hospitals—about 75 percent do. But four decades ago around 25 percent were employed in these sectors. Self-ownership and employment by independent pharmacies declined greatly in the interim.

At the same time, women have increased their numbers in the profession. They are now about 55 percent of all active pharmacists and 65 percent of new hires. Women were always a reasonable fraction of pharmacists. Before the large increase in retail chain employment, women were often the part-time assistants of male pharmacists who managed their own pharmacies.

Today the occupation has among the lowest gender earnings gaps among high-earning occupations. The (unadjusted) ratio of earnings for female to male full-time, full-year pharmacists is 0.85 whereas it was 0.60 in 1970. The hours-adjusted ratio is from 0.93 to 0.95.⁴⁴

Several changes in the pharmacy profession have been responsible for the increase of female to male earnings. The first is the decrease in self-ownership and the rise of large corporation and hospital employment. As corporate ownership and hospital employment increased, the portion of earnings that came from self-employment decreased. The ratio of the (time-adjusted) earnings of female to male pharmacists,

⁴² As in the case of the MBAs, JD women with high-income spouses who are not in the labor force at 15 years are not negatively selected on the basis of observables and, if anything, are positively selected. The calculation uses the cross-section sample to increase sample size.

⁴³ Künn-Nelen, De Grip, and Fouarge (2013) demonstrate greater firm productivity in pharmacy with an increase in part-time work using data from the Netherlands.

⁴⁴ Goldin and Katz (2013), table 1 for the time trends and table 3, column 2 and 3 for the adjusted ratios.

in consequence, increased as the rents from ownership decreased and because men were disproportionately the owners.

The second change involves decreased costs to flexible employment in pharmacy. Pharmacists have become better substitutes for each other with the increased standardization of procedures and drugs. The extensive use of computer systems that track clients across pharmacies, insurance companies, and physicians mean that any licensed pharmacist knows a client's needs as well as any other. If a pharmacist is assisting a customer and takes a break, another can seamlessly step in. In consequence, there is little change in productivity for short-hour workers and for those with labor force breaks. Other factors mentioned in the O*Net section are also of importance. For example, there is less need for interdependent teams in pharmacy and for extensive contact with other employees.⁴⁵

Female pharmacists have fairly high labor force participation rates and only a small fraction have substantial interruptions from employment. Rather than taking off time, female pharmacists with children go on part-time schedules. In fact, more than 40 percent of female pharmacists with children work part-time from the time they are in their early thirties to about 50 years old. Male pharmacists work around 45 hours a week, about nine hours more than the average female pharmacist.

The position of pharmacist became among the most egalitarian of all professions today. The facts in Goldin and Katz (2013) are consistent with the labor market effects of changes in technology and in the structure of the industry. They are less consistent with change stemming from an increase in the demand for family-friendly workplace amenities. In addition, the changes do not appear to have resulted from legislation or anti-discrimination policy or licensing requirements or regulations specific to the pharmacy profession. Rather, a host of structural changes outside the realm of the labor market (e.g., increased economies of scale in pharmacies, standardization of drugs, computer use, linked records through insurers) increased the demand for pharmacists and reorganized work in ways that have made pharmacy a more family-friendly and female-welcoming profession.

VI. What the Last Chapter Must Contain

The reasoning of this essay is as follows. A gender gap in earnings exists today that greatly expands with age, to some point, and differs significantly by occupation. The gap is much lower than it had once been and the decline has been largely due to an increase in the productive human capital of women relative to men. Education at all levels increased for women relative to men and the fields that women pursue in college and beyond shifted to the more remunerative and career-oriented ones. Job experience of women also expanded with increased labor force participation. The portion of the difference in earnings by gender that was once due to differences in productive characteristics has largely been eliminated.

What, then, is the cause of the remaining pay gap? Quite simply the gap exists because hours of work in many occupations are worth more when given at particular moments and when the hours are more continuous. That is, in many occupations

⁴⁵The O*Net characteristic "establishing and maintaining interpersonal relationships" for pharmacists is among the lowest in the health group.

earnings have a nonlinear relationship with respect to hours. A flexible schedule often comes at a high price, particularly in the corporate, financial, and legal worlds.

A compensating differentials model explains wage differences by the costs of flexibility. The framework developed here shows why there are higher or lower costs of time flexibility and the underlying causes of nonlinearity of earnings with respect to time worked. Much has to do with the presence of good substitutes for individual workers when there are sufficiently low transactions costs of relaying information. Evidence from O*Net on occupational characteristics demonstrates that certain features of occupations that create time demands and reduce the degree of substitution across workers are associated with larger gender earnings gaps.

Data for MBAs and JDs shows large increases in gender pay gaps with time since graduation and also reveals the relationship between the increasing gender pay gap and the desire for time flexibility due to the arrival of children. Lower hours mean lower earnings in a nonlinear (convex) fashion. Lower potential earnings, particularly among those with higher-earning spouses, often means lower labor force participation. Pharmacists, on the other hand, have pay that is more linear with respect to hours of work. Female pharmacists with children often work part-time and remain in the labor force rather than exiting.

What must be in this chapter for it to be the last? The last chapter must be concerned with how worker time is allocated, used and remunerated and it must involve a reduction in the dependence of remuneration on particular segments of time. It must involve greater independence and autonomy for certain types of workers and the ability of workers to substitute seamlessly for each other. Flexibility at work has become a prized benefit but flexibility is of less value if it comes at a high price in terms of earnings. The various types of temporal flexibility require changes in the structure of work so that their cost is reduced.

There are many occupations and sectors that have moved in the direction of less costly flexibility. Firms in many sectors, including healthcare, retail sales, banking, brokerage, and real estate, are making their employees better substitutes for each other and trying to convince their clients of that.⁴⁶ When clients perceive there is a greater degree of substitutability among workers, a more linear payment schedule emerges.

Pharmacists are now better substitutes for each other than they once were and their earnings are fairly linear with regard to time worked. Larger scale in healthcare has enabled teamwork that has freed physicians from irregular and long hours. Most small veterinary practices no longer have weekend, night, and emergency hours and, instead, have clients use the increasing number of large regional veterinary hospitals. Self-employment has declined in a large number of professions the past several decades including dentists, lawyers, optometrists, pharmacists, physicians, and veterinarians. The decline has produced a reduction in the premium to long and unpredictable hours.

Some changes have occurred organically, often due to economies of scale (as in the cases of physicians, pharmacists and veterinarians), some changes have been prompted by employee pressure (as in the case of various physician specialties such as pediatricians), and other changes have occurred because firms want to reduce

⁴⁶ See, for example, Briscoe (2006, 2007) on physicians and Blair-Loy (2009) on brokerage firms.

labor costs. Not all positions can be changed. There will always be 24/7 positions with on-call, all-the-time employees and managers, including many CEOs, trial lawyers, merger-and-acquisition bankers, surgeons, and the US Secretary of State. But, that said, the list of positions that can be changed is considerable.

What the last chapter must contain for gender equality is not a zero sum game in which women gain and men lose. This matter is not just a woman's issue. Many workers will benefit from greater flexibility, although those who do not value the amenity will likely lose from its lower price. The rapidly growing sectors of the economy and newer industries and occupations, such as those in health and information technologies, appear to be moving in the direction of more flexibility and greater linearity of earnings with respect to time worked. The last chapter needs other sectors to follow their lead.

REFERENCES

- Acemoglu, Daron, and David Autor.** 2011. "Skills, Tasks and Technologies: Implications for Employment and Earnings." In *Handbook of Labor Economics*, Vol. 4, edited by Orley Ashenfelter and David Card, 1043–1171. Amsterdam: Elsevier-North Holland.
- Adda, Jérôme, Christian Dustmann, and Katrien Stevens.** 2011. "The Career Costs of Children." CEPR Discussion Paper 8697.
- Altonji, Joseph G., and Rebecca M. Blank.** 1999. "Race and Gender in the Labor Market." In *Handbook of Labor Economics*, Vol. 3C, edited by Orley Ashenfelter and David Card, 3143–3259. Amsterdam: Elsevier-North Holland.
- Babcock, Linda, and Sara Laschever.** 2003. *Women Don't Ask: Negotiation and the Gender Divide*. Princeton, NJ: Princeton University Press.
- Bertrand, Marianne, Claudia Goldin, and Lawrence F. Katz.** 2010. "Dynamics of the Gender Gap for Young Professionals in the Financial and Corporate Sectors." *American Economic Journal: Applied Economics* 2 (3): 228–55.
- Blair-Loy, Mary.** 2009. "Work without End? Scheduling Flexibility and Work-to-Family Conflict among Stockbrokers." *Work and Occupations* 36 (4): 279–317.
- Blau, Francine D., and Lawrence M. Kahn.** 1997. "Swimming Upstream: Trends in the Gender Wage Differential in 1980s." *Journal of Labor Economics* 15 (1): 1–42.
- Blau, Francine D., and Lawrence M. Kahn.** 2000. "Gender Differences in Pay." *Journal of Economic Perspectives* 14 (4): 75–99.
- Blau, Francine D., and Lawrence M. Kahn.** 2006a. "The U.S. Gender Pay Gap in the 1990s: Slowing Convergence." *Industrial and Labor Relations Review* 60 (1): 45–66.
- Blau, Francine D., and Lawrence M. Kahn.** 2006b. "The Gender Pay Gap: Going, Going ... But Not Gone." In *The Declining Significance of Gender?*, edited by Francine D. Blau, Mary C. Brinton, and David B. Grusky, 37–66. New York: Russell Sage Foundation.
- Blau, Francine D., and Lawrence M. Kahn.** 2013. "Female Labor Supply: Why is the United States Falling Behind?" *American Economic Review* 103 (3): 251–56.
- Briscoe, Forrest.** 2006. "Temporal Flexibility and Careers: The Role of Large-Scale Organizations for Physicians." *Industrial and Labor Relations Review* 60 (1): 88–104.
- Briscoe, Forrest.** 2007. "From Iron Cage to Iron Shield? How Bureaucracy Enables Temporal Flexibility for Professional Service Workers." *Organization Science* 18 (2): 297–314.
- Cha, Youngjoo, and Kim A. Weeden.** 2013. "Overwork and the Slow Convergence in the Gender Gap in Wages." Unpublished.
- Gicheva, Dora.** 2013. "Working Long Hours and Early Career Outcomes in the High-End Labor Market." *Journal of Labor Economics* 31 (4): 785–824.
- Gneezy, Uri, and John A. List.** 2013. *The Why Axis: Hidden Motives and the Undiscovered Economics of Everyday Life*. New York: PublicAffairs.
- Gneezy, Uri, Muriel Niederle, and Aldo Rustichini.** 2003. "Performance in Competitive Environments: Gender Differences." *Quarterly Journal of Economics* 118 (3): 1049–74.
- Goldin, Claudia.** 1989. "Life-Cycle Labor Force Participation of Married Women: Historical Evidence and Implications." *Journal of Labor Economics* 7 (1): 20–47.

- Goldin, Claudia.** 2004. "The Long Road to the Fast Track: Career and Family." *Annals of the American Academy of Political and Social Science* 596: 20–35.
- Goldin, Claudia.** 2006. "The Quiet Revolution That Transformed Women's Employment, Education, and Family." *American Economic Review* 96 (2): 1–21.
- Goldin, Claudia.** 2014. "A Grand Gender Convergence: Its Last Chapter: Dataset." *American Economic Review*. <http://dx.doi.org/10.1257/aer.104.4.1091>.
- Goldin, Claudia, and Lawrence F. Katz.** 2008a. *The Race between Education and Technology*. Cambridge, MA: Belknap Press.
- Goldin, Claudia, and Lawrence F. Katz.** 2008b. "Transitions: Career and Family Life Cycles of the Educational Elite." *American Economic Review* 98 (2): 363–69.
- Goldin, Claudia, and Lawrence F. Katz.** 2011. "The Cost of Workplace Flexibility for High-Powered Professionals." *Annals of the American Academy of Political and Social Science* 638: 45–67.
- Goldin, Claudia, and Lawrence F. Katz.** 2013. "The Most Egalitarian of All Professions: Pharmacy and the Evolution of a Family-Friendly Occupation." National Bureau of Economic Research Working Paper 18410.
- Goldin, Claudia, Lawrence F. Katz, and Ilyana Kuziemko.** 2006. "The Homecoming of American College Women: The Reversal of the College Gender Gap." *Journal of Economic Perspectives* 20 (4): 133–56.
- Künn-Nelen, Annemarie, Andries De Grip, and Didier Fouarge.** 2013. "Is Part-Time Employment Beneficial for Firm Productivity?" *Industrial and Labor Relations Review* 66 (5): 1172–191.
- Landers, Renée M., James B. Rebitzer, and Lowell J. Taylor.** 1996. "Rat Race Redux: Adverse Selection in the Determination of Work Hours in Law Firms." *American Economic Review* 86 (3): 329–48.
- Lazear, Edward P.** 1995. *Personnel Economics*. Cambridge, MA: The MIT Press.
- Lazear, Edward P., and Sherwin Rosen.** 1990. "Male-Female Wage Differentials in Job Ladders." *Journal of Labor Economics* 8 (1): S106–23.
- Manning, Alan, and Farzad Saidi.** 2010. "Understanding the Gender Pay Gap: What's Competition Got to Do with It?" *Industrial and Labor Relations Review* 63 (4): 681–98.
- Manning, Alan, and Joanna Swaffield.** 2008. "The Gender Gap in Early-Career Wage Growth." *Economic Journal* 118 (530): 983–1024.
- Mincer, Jacob, and Solomon Polachek.** 1974. "Family Investment in Human Capital: Earnings of Women." *Journal of Political Economy* 82 (2): S76–S108.
- Mulligan, Casey B., and Yona Rubinstein.** 2008. "Selection, Investment, and Women's Relative Wages over Time." *Quarterly Journal of Economics* 123 (3): 1061–1110.
- National Science Foundation.** 2003. *National Survey of College Graduates*. <http://www.nsf.gov/statistics/srvygrads/>.
- Niederle, Muriel, and Lise Vesterlund.** 2007. "Do Women Shy Away from Competition? Do Men Compete Too Much?" *Quarterly Journal of Economics* 122 (3): 1067–1101.
- Noonan, Mary C., Mary E. Corcoran, and Paul N. Courant.** 2005. "Pay Differences among the Highly Trained: Cohort Differences in the Sex Gap in Lawyers' Earnings." *Social Forces* 84 (2): 853–72.
- O'Neill, June, and Solomon Polachek.** 1993. "Why the Gender Gap in Wages Narrowed in the 1980s." *Journal of Labor Economics* 11 (1): 205–28.
- O*Net Online.** <http://www.onetonline.org/> (accessed 2013).
- Polachek, Solomon William.** 1981. "Occupational Self-Selection: A Human Capital Approach to Sex Differences in Occupational Structure." *Review of Economics and Statistics* 63 (1): 60–69.
- Rebitzer, James B., and Lowell J. Taylor.** 1995. "Do Labor Markets Provide Enough Short-Hour Jobs? An Analysis of Work Hours and Work Incentives." *Economic Inquiry* 33 (2): 257–73.
- Rosen, Sherwin.** 1986. "The Theory of Equalizing Differences." In *The Handbook of Labor Economics*, Vol. 1, edited by Orley Ashenfelter and Richard Layard, 641–92. Amsterdam: Elsevier-North Holland.
- Sasser, Alicia C.** 2005. "Gender Differences in Physician Pay: Tradeoffs between Career and Family." *Journal of Human Resources* 40 (2): 477–504.
- University of Michigan Law School, Survey Research Center.** 2009. University of Michigan Law School Alumni Survey Research Dataset. Ann Arbor, MI. Codebook September 2009.
- US Census Bureau.** 2004–2011. American Community Survey. <http://www.census.gov/acs/www/>.
- US Census Micro-Data.** 1970, 1980, 1990, 2000. IPUMS. <https://usa.ipums.org/usa/>.
- Waldfogel, Jane.** 1998. "Understanding the 'Family Gap' in Pay for Women with Children." *Journal of Economic Perspectives* 12 (1): 137–56.
- Wood, Robert G., Mary E. Corcoran, and Paul N. Courant.** 1993. "Pay Differences among the Highly Paid: The Male-Female Earnings Gap in Lawyers' Salaries." *Journal of Labor Economics* 11 (3): 417–41.

This article has been cited by:

1. Juan Pedro Eberhard, Javier Fernandez, Catalina Lauer. 2023. Effects of maternity on labor outcomes and employment quality for women in Chile. *Journal of Applied Economics* 26:1. . [[Crossref](#)]
2. Marina Bonaccolto-Töpfer, Carolina Castagnetti, Luisa Rosti. 2023. Changes in the gender pay gap over time: the case of West Germany. *Journal for Labour Market Research* 57:1. . [[Crossref](#)]
3. Franziska Zimmert. 2023. Early child care and the employment potential of mothers: evidence from semi-parametric difference-in-differences estimation. *Journal for Labour Market Research* 57:1. . [[Crossref](#)]
4. Inés Berniell, Leonardo Gasparini, Mariana Marchionni, Mariana Viollaz. 2023. The role of children and work-from-home in gender labor market asymmetries: evidence from the COVID-19 pandemic in Latin America. *Review of Economics of the Household* 21:4, 1191-1214. [[Crossref](#)]
5. Young-sook Kim. 2023. A Study on the Effects of Gendered Social Norms on the Tradeoff Between Paid and Unpaid Work in Korea. *Journal of Family and Economic Issues* 44:4, 870-882. [[Crossref](#)]
6. Virginia Wilcox, Herman Sahni. 2023. The Effects on Labor Supply of Living with Older Family Members Needing Assistance with Activities of Daily Living. *Journal of Family and Economic Issues* 44:4, 900-918. [[Crossref](#)]
7. Domenico Depalo, Santiago Pereda-Fernández. 2023. The differential impact by gender of the Covid-19 pandemic on the labor outcomes of older adults. *SERIEs* 14:3-4, 503-553. [[Crossref](#)]
8. Skylab Sahu. 2023. Evaluating the Legal and Policy Measures in Protecting Unorganised Domestic Workers in Delhi. *Indian Journal of Public Administration* 69:4, 903-914. [[Crossref](#)]
9. Dhruv Chand Aggarwal. 2023. The market for general counsel. *Journal of Empirical Legal Studies* 20:4, 895-940. [[Crossref](#)]
10. Emanuela Ghignoni, Francesco Pastore. 2023. The gender wage gap in Egypt: public versus private sector. *International Journal of Manpower* 44:8, 1511-1534. [[Crossref](#)]
11. Youngjoo Cha, Kim A. Weeden, Landon Schnabel. 2023. Is the Gender Wage Gap Really a Family Wage Gap in Disguise?. *American Sociological Review* 8. . [[Crossref](#)]
12. Ilona Pavlenkova, Luca Alfieri, Jaan Masso. 2023. Effects of automation on the gender pay gap: the case of Estonia. *Industrial and Corporate Change* 40. . [[Crossref](#)]
13. Md Aslam Mia, Lucia Dalla Pellegrina, Wai-Yan Wong, Sunil Sangwan. 2023. Gender pay gap in the microfinance industry: A global perspective. *Annals of Public and Cooperative Economics* 63. . [[Crossref](#)]
14. Danula K. Gamage, Georgios Kavetsos, Sushanta Mallick, Almudena Sevilla. 2023. Pay transparency intervention and the gender pay gap: Evidence from research-intensive universities in the UK. *British Journal of Industrial Relations* 81. . [[Crossref](#)]
15. Ashley C. F. Hutson, Gregory Shufeldt, Claudia Vinci. 2023. State-Level Policies, Descriptive Representation, and the Gender Pay Gap, 2010–2019. *Gender Issues* 21. . [[Crossref](#)]
16. Richard Harris, Mariluz Maté-Sánchez-Val, Manuel Ruiz Marín. 2023. The gender pay gap in UK universities 2004/5 to 2019/20. *Studies in Higher Education* 83, 1-15. [[Crossref](#)]
17. Benjamin Artz. 2023. The gender gap in voluntary turnover. *International Journal of Manpower* 80. . [[Crossref](#)]
18. Agnès Charpin, Ariane Szafarz, Ilan Tojerow. 2023. Female corporate owners and female CEOs. *Economics Letters* 232, 111285. [[Crossref](#)]
19. Giulia Sesini, Claudia Manzi, Edoardo Lozza. 2023. Is psychology of money a gendered affair? A scoping review and research agenda. *International Journal of Consumer Studies* 47:6, 2701-2723. [[Crossref](#)]

20. L.S. Leach, T. Doan, L. Strazdins. 2023. Working longer hours and body weight: An Australian study using household panel data (with measures of paid and unpaid time) to provide gender-specific estimates. *SSM - Population Health* **14**, 101561. [[Crossref](#)]
21. Udit Lahoti, Sandhya Pajai, Tejas Shegekar, Anup Juganavar. 2023. Exploring the Landscape of Social Egg Freezing: Navigating Medical Advancements, Ethical Dilemmas, and Societal Impacts. *Cureus* **187**. . [[Crossref](#)]
22. Eunhye Kwak. 2023. Low-skilled immigrants and the relative wages of high-skilled mothers. *Review of Economics of the Household* **116**. . [[Crossref](#)]
23. Hiromi Hara, Nuria Rodriguez-Planas. 2023. Long-Term Consequences of Teaching Gender Roles: Evidence from Desegregating Industrial Arts and Home Economics in Japan. *Journal of Labor Economics* . [[Crossref](#)]
24. Yang Zhou, Weijie Lu, Chunbo Liu, Hongwu Gan. 2023. The gender gap in financial distress. *Applied Economics* **22**, 1-16. [[Crossref](#)]
25. Massimo Maoret, Solon Moreira, Halil Sabanci. 2023. Closing the Gender Pay Gap: Analyst coverage, stakeholder attention, and gender differences in executive compensation. *Organization Studies* **62**. . [[Crossref](#)]
26. Yana Gallen. 2023. Motherhood and the Gender Productivity Gap. *Journal of the European Economic Association* **67**. . [[Crossref](#)]
27. Katie Spoon, Nicholas LaBerge, K. Hunter Wapman, Sam Zhang, Allison C. Morgan, Mirta Galesic, Bailey K. Fosdick, Daniel B. Larremore, Aaron Clauset. 2023. Gender and retention patterns among U.S. faculty. *Science Advances* **9**:42. . [[Crossref](#)]
28. M.A. Inostroza, Jorge Sepúlveda Velásquez, Santiago Ortúzar. 2023. Gender and decision-making styles in male and female managers of Chilean SMEs. *Academia Revista Latinoamericana de Administración* **36**:3, 289-334. [[Crossref](#)]
29. Dorothee Averkamp, Christian Bredemeier, Falko Juessen. 2023. Decomposing gender wage gaps: a family economics perspective. *The Scandinavian Journal of Economics* **58**. . [[Crossref](#)]
30. Marie Connolly, Marie Mélanie Fontaine, Catherine Haeck. 2023. Child Penalties in Canada. *Canadian Public Policy* **92**. . [[Crossref](#)]
31. Ryan Schollmeier, Alex Scott. 2023. Examining the gender wage gap in logistics. *Journal of Business Logistics* **142**. . [[Crossref](#)]
32. Meiyong Li. 2023. Does Feminization Always Lead to Declines in Earnings? Evidence from China's Marketization (1988 to 2013). *The Sociological Quarterly* **64**:4, 676-701. [[Crossref](#)]
33. Alexander Davidson, Mark R. Gleim. 2023. The gender earnings gap in sharing economy services: The role of price, number of stays, and guests accommodated on Airbnb. *Journal of Marketing Theory and Practice* **31**:4, 490-501. [[Crossref](#)]
34. David Lubinski, Camilla P. Benbow, Kira O. McCabe, Brian O. Bernstein. 2023. Composing Meaningful Lives: Exceptional Women and Men at Age 50. *Gifted Child Quarterly* **67**:4, 278-305. [[Crossref](#)]
35. Gianfranco Ennas, Daria Sarti, Teresina Torre, Francesco Virili. 2023. Are sustainable and innovative enterprises more equal in rewarding their women?. *Journal of Cleaner Production* **422**, 138517. [[Crossref](#)]
36. Jeanne Lafortune, Corinne Low. 2023. Collateralized Marriage. *American Economic Journal: Applied Economics* **15**:4, 252-291. [[Abstract](#)] [[View PDF article](#)] [[PDF with links](#)]
37. Alexander Bick, Adam Blandin, Karel Mertens. 2023. Work from Home before and after the COVID-19 Outbreak. *American Economic Journal: Macroeconomics* **15**:4, 1-39. [[Abstract](#)] [[View PDF article](#)] [[PDF with links](#)]

38. Lisa Abraham. 2023. The gender gap in performance reviews. *Journal of Economic Behavior & Organization* **214**, 459-492. [[Crossref](#)]
39. Sarra Ben Yahmed. 2023. Gender wage discrimination with employer prejudice and trade openness. *World Development* **170**, 106319. [[Crossref](#)]
40. Abdulrazaq K. Daudu, Oyedola W. Kareem, Latifat K. Olatinwo, Suleiman B. Shuaib, Abdulganiyu I. Abdulrahman. 2023. Does Gender Wage Gap Exist among Farm Workers in Nigeria? Evidence from Decomposition-Matching Analysis. *Acta Universitatis Sapientiae, Economics and Business* **11**:1, 115-137. [[Crossref](#)]
41. Sena Coskun, Husnu C. Dalgic. 2023. The emergence of procyclical fertility: The role of breadwinner women. *Journal of Monetary Economics* **125**. . [[Crossref](#)]
42. Youngjoo Cha, Seung-kyung Kim. 2023. Time Divide, Gender Divide: Gender, Work, and Family in South Korea. *Journal of Korean Studies* **28**:2, 207-227. [[Crossref](#)]
43. María Florencia Pinto. 2023. Stay at Home with Grandma, Mom Is Going to Work: The Impact of Grandmothers' Retirement on Mothers' Labor Decisions. *Economic Development and Cultural Change* **72**:1, 283-327. [[Crossref](#)]
44. William Jergins. 2023. Gender equity and the gender gap in STEM: is there really a paradox?. *Journal of Population Economics* **36**:4, 3029-3056. [[Crossref](#)]
45. Conor Lennon. 2023. Women's educational attainment, marriage, and fertility: Evidence from the 1944 G.I. Bill. *Explorations in Economic History* **90**, 101539. [[Crossref](#)]
46. Karina Doorley, Claire Keane. 2023. Tax-benefit systems and the gender gap in income. *The Journal of Economic Inequality* **105**. . [[Crossref](#)]
47. Nina Winham, Kristin S. Williams, Liela A. Jamjoom, Kerry Watson, Heidi Weigand, Nicholous M. Deal. 2023. Creating good knowledge together: heartfelt-communal storytelling at the intersection of caregiving and academia. *Equality, Diversity and Inclusion: An International Journal* **4**. . [[Crossref](#)]
48. John D Marvel. 2023. Sex, Race, and the Allocation of Credit in Dispersed Teams: Whose Contributions to Team Success Get Noticed and Whose Get Neglected. *Journal of Public Administration Research and Theory* **33**:4, 578-592. [[Crossref](#)]
49. Ezgi KAYA. 2023. Tendencias de la brecha salarial de género en Europa. Análisis de factores asociados a los precios de las calificaciones. *Revista Internacional del Trabajo* **150**. . [[Crossref](#)]
50. Shampa Bhattacharjee, Arka Roy Chaudhuri. 2023. Religion in the labor market: evidence from India. *Applied Economics* **55**:41, 4781-4816. [[Crossref](#)]
51. Vanessa M. Conzon. 2023. The Equality Policy Paradox: Gender Differences in How Managers Implement Gender Equality-Related Policies. *Administrative Science Quarterly* **68**:3, 648-690. [[Crossref](#)]
52. Bernadette Park, Allegra J. Hodges, Erin McPherson. 2023. Culture's Clashing Identities: Gendered Differences in Anticipated Role Conflict for Students in Graduate Degree Programs. *Sex Roles* **89**:5-6, 311-327. [[Crossref](#)]
53. Elizabeth D Katz, Kyle Rozema, Sarath Sanga. 2023. Women in U.S. Law Schools, 1948-2021. *Journal of Legal Analysis* **15**:1, 48-78. [[Crossref](#)]
54. Tanya Byker, Elena Patel, Shanthi Ramnath. 2023. Who Cares? Paid Sick Leave Mandates, Caregiving, and Gender. *National Tax Journal* **76**:3, 649-677. [[Crossref](#)]
55. Ezgi Kaya. 2023. Gender wage gap trends in Europe: The role of occupational skill prices. *International Labour Review* **162**:3, 385-405. [[Crossref](#)]
56. Ezgi KAYA. 2023. L'évolution de l'écart salarial entre hommes et femmes en Europe: le rôle du prix des compétences professionnelles. *Revue internationale du Travail* **162**:3, 421-443. [[Crossref](#)]

57. Johanna Elisabeth Pauliks, Reinhard Schunck, Yvonne Lott. 2023. Auswirkungen des Zugangs zum Homeoffice auf die Erwerbsarbeitszeiten von Müttern und Vätern. *KZfSS Kölner Zeitschrift für Soziologie und Sozialpsychologie* 75:3, 319-340. [[Crossref](#)]
58. Ragni Hege Kitterød, Mari Teigen. 2023. Oppslutning om likestilling: Er enigheten i ferd med å slå sprekker?. *Tidsskrift for samfunnsforskning* 64:3, 262-275. [[Crossref](#)]
59. Haopeng Sun. 2023. The impact of trade liberalization on the gender wage gap in urban China: The role of sectoral switching costs. *The Economic and Labour Relations Review* 11, 1-24. [[Crossref](#)]
60. Manimay Dev, Debashis Saha. 2023. Does e-government development moderate the impact of female labor participation on national cybersecurity maturity? An empirical investigation. *Information & Computer Security* 10. . [[Crossref](#)]
61. Benjamin Artz. 2023. Are Mothers More Likely Than Fathers to Lose Their jobs?. *Journal of Family and Economic Issues* 125. . [[Crossref](#)]
62. Philipp Bach, Victor Chernozhukov, Martin Spindler. 2023. Heterogeneity in the US gender wage gap. *Journal of the Royal Statistical Society Series A: Statistics in Society* 105. . [[Crossref](#)]
63. Amairisa Kouki. 2023. Beyond the “Comforts” of work from home: Child health and the female wage penalty. *European Economic Review* 157, 104527. [[Crossref](#)]
64. Joseph D. Wolfe, Mieke Beth Thomeer, Rin Reczek. 2023. Age at first birth and women's midlife health: Cohort and race differences across the 20th century. *Social Science & Medicine* 331, 116097. [[Crossref](#)]
65. Oluwasheyi Oladipo, Katarzyna Platt, Hyoung Suk Shim. 2023. Female entrepreneurs managing from home. *Small Business Economics* 61:2, 447-464. [[Crossref](#)]
66. Maria Vaalavuo, Henri Salokangas, Ossi Tahvonen. 2023. Gender Inequality Reinforced: The Impact of a Child's Health Shock on Parents' Labor Market Trajectories. *Demography* 60:4, 1005-1029. [[Crossref](#)]
67. Catia Montagna, Alexandros Zangelidis. 2023. Labour market implications of thyroid dysfunctions. *Economics & Human Biology* 50, 101247. [[Crossref](#)]
68. Elizabeth Lyons, Laurina Zhang. 2023. Salary transparency and gender pay inequality: Evidence from Canadian universities. *Strategic Management Journal* 44:8, 2005-2034. [[Crossref](#)]
69. Xuemei Jiang, Changjin Zhao, Jin Ouyang, Meng Shen. 2023. Integration in the global value chain, structural change, and the widening gender employment gap in China. *China Economic Review* 79, 102033. [[Crossref](#)]
70. Lin Shao, Faisal Sohail, Emircan Yurdagul. 2023. Are working hours complements in production?. *Journal of Economic Dynamics and Control* 153, 104696. [[Crossref](#)]
71. Yawen Cheng, Yan Sheng. 2023. Relative income within households, gender identity, and entrepreneurship. *Economic Analysis and Policy* 115. . [[Crossref](#)]
72. Martin Holmén, Felix Holzmeister, Michael Kirchler, Matthias Stefan, Erik Wengström. 2023. Economic Preferences and Personality Traits Among Finance Professionals and the General Population. *The Economic Journal* 74. . [[Crossref](#)]
73. Victor Gay. 2023. The Intergenerational Transmission of World War I on Female Labour. *The Economic Journal* 133:654, 2303-2333. [[Crossref](#)]
74. Magdalena Adamus, Eva Ballová Mikušková. 2023. Gender discrimination and the backlash effect in recruitment and dismissal processes: experimental evidence from Slovakia. *Gender in Management: An International Journal* 69. . [[Crossref](#)]
75. Lea Katharina Reiss, Michael Schifflinger, Marco Leander Rapp, Wolfgang Mayrhofer. 2023. Intersectional income inequality: a longitudinal study of class and gender effects on careers. *Culture and Organization* 50, 1-20. [[Crossref](#)]

76. Xu Min, Prateek Bansal. 2023. The gender productivity gap in the ride-hailing market. *Travel Behaviour and Society* **32**, 100569. [[Crossref](#)]
77. Wolfgang Keller, Teresa Molina, William W. Olney. 2023. The gender gap among top business executives. *Journal of Economic Behavior & Organization* **211**, 270-286. [[Crossref](#)]
78. Zoë Cullen, Ricardo Perez-Truglia. 2023. The Old Boys' Club: Schmoozing and the Gender Gap. *American Economic Review* **113**:7, 1703-1740. [[Abstract](#)] [[View PDF article](#)] [[PDF with links](#)]
79. Stephen J. Ceci, Shulamit Kahn, Wendy M. Williams. 2023. Exploring Gender Bias in Six Key Domains of Academic Science: An Adversarial Collaboration. *Psychological Science in the Public Interest* **24**:1, 15-73. [[Crossref](#)]
80. Maria Gueltzow, Maarten J. Bijlsma, Frank J. van Lenthe, Mikko Myrskylä. 2023. The role of labor market inequalities in explaining the gender gap in depression risk among older US adults. *Social Science & Medicine* **194**, 116100. [[Crossref](#)]
81. Patricia Cortés. 2023. Immigration, household production, and native women's labor market outcomes: A survey of a global phenomenon. *European Economic Review* **49**, 104545. [[Crossref](#)]
82. Inés Berniell, Lucila Berniell, Dolores de la Mata, María Edo, Mariana Marchionni. 2023. Motherhood and flexible jobs: Evidence from Latin American countries. *World Development* **167**, 106225. [[Crossref](#)]
83. Mohamed Ihsan Ajwad, Simon Biló, Ha Nguyen, Ebtesam AlAnsari, Lama AlHumaidan, Faleh AlRashidi. Female-Worker Representation Effect: Gender Pay Variation in the Kuwaiti Civil Service **4**, . [[Crossref](#)]
84. Gustav Egede Hansen, Germà Bel, Ole Helby Petersen. 2023. The Unequal Distribution of Consequences of Contracting Out: Female, Low-skilled, and Young Workers Pay the Highest Price. *Journal of Public Administration Research and Theory* **33**:3, 434-452. [[Crossref](#)]
85. Thomas Breda, Julien Grenet, Marion Monnet, Clémentine Van Effenterre. 2023. How Effective are Female Role Models in Steering Girls Towards STEM? Evidence from French High Schools. *The Economic Journal* **133**:653, 1773-1809. [[Crossref](#)]
86. Pilar Beneito, Javier Soria-Espín, Óscar Vicente-Chirivella. 2023. Month of birth and aspirational career choice: a gender perspective. *Education Economics* **121**, 1-27. [[Crossref](#)]
87. Sabrina Wulff Pabilonia, Victoria Vernon. 2023. Who is doing the chores and childcare in dual-earner couples during the COVID-19 era of working from home?. *Review of Economics of the Household* **21**:2, 519-565. [[Crossref](#)]
88. Colleen Heflin, Taryn Morrissey. 2023. Patterns of Earnings and Employment by Worker Sex, Race, and Ethnicity Using State Administrative Data: Results from a Sample of Workers Connected to Public Assistance Programs. *Race and Social Problems* **15**:2, 166-186. [[Crossref](#)]
89. Junghee Choi. 2023. Institutional Striving and Gender Equity in Faculty Salaries and Employment. *American Educational Research Journal* **60**:3, 562-587. [[Crossref](#)]
90. Laurent Bossavie, Yoonyoung Cho, Rachel Heath. 2023. The effects of international scrutiny on manufacturing workers: Evidence from the Rana Plaza collapse in Bangladesh. *Journal of Development Economics* **163**, 103107. [[Crossref](#)]
91. Eva García-Morán, Ming-Jin Jiang, Heiko Rachinger. 2023. Minimum Wage Effects on Job Attachment: A Gender Perspective. *Jahrbücher für Nationalökonomie und Statistik*, ahead of print. [[Crossref](#)]
92. Olga Alonso-Villar, Coral del Río. 2023. Disentangling Occupational Sorting from Within-Occupation Disparities: Earnings Differences Among 12 Gender-Race/Ethnicity Groups in the U.S. *Population Research and Policy Review* **42**:3. . [[Crossref](#)]

93. Kristen Webster, Laura Barg-Walkow, Sarah Fouquet. 2023. Human factors in the hospital: Education, skills, and job details. *Human Factors in Healthcare* 3, 100045. [[Crossref](#)]
94. Rachel S. White. 2023. Ceilings Made of Glass and Leaving En Masse? Examining Superintendent Gender Gaps and Turnover Over Time Across the United States. *Educational Researcher* 52:5, 272-285. [[Crossref](#)]
95. Merike Kukk, Jaanika Meriküll, Tairi Rõõm. 2023. The Gender Wealth Gap in Europe: Application of Machine Learning to Predict Individual-level Wealth. *Review of Income and Wealth* 69:2, 289-317. [[Crossref](#)]
96. Nicholas Biddle, Maria Jahromi. 2023. Gender Differences in the Relationship Between Labour Market Outcomes and Well-being*. *Economic Record* 99:325, 207-237. [[Crossref](#)]
97. Ekaterina Hertog, Setsuya Fukuda, Rikiya Matsukura, Nobuko Nagase, Vili Lehdonvirta. 2023. The future of unpaid work: Estimating the effects of automation on time spent on housework and care work in Japan and the UK. *Technological Forecasting and Social Change* 191, 122443. [[Crossref](#)]
98. Giampiero Passaretta, Moris Triventi. 2023. Inequality at the top. The gender earnings gap among the Italian educational elite. *Research in Social Stratification and Mobility* 85, 100796. [[Crossref](#)]
99. Xiaowen Han, Jeylan T. Mortimer. 2023. Dynamic work trajectories and their interplay with family over the life course. *Frontiers in Sociology* 8. . [[Crossref](#)]
100. Francisco Díez-Martín, Giorgia Miotto, Cristina Del-Castillo-Feito. 2023. The intellectual structure of gender equality research in the business economics literature. *Review of Managerial Science* 18. . [[Crossref](#)]
101. Marta Angelici, Paola Profeta. 2023. Smart Working: Work Flexibility Without Constraints. *Management Science* 120. . [[Crossref](#)]
102. Melanie Wasserman. 2023. Hours Constraints, Occupational Choice, and Gender: Evidence from Medical Residents. *The Review of Economic Studies* 90:3, 1535-1568. [[Crossref](#)]
103. Ignacio Amate-Fortes, Almudena Guarnido-Rueda, Diego Martinez-Navarro, Francisco J. Oliver-Marquez. 2023. Are European social spending policies effective in the fight against gender inequality?. *Journal of Contemporary European Studies* 5, 1-15. [[Crossref](#)]
104. Duanyi Yang, Erin L. Kelly, Laura D. Kubzansky, Lisa Berkman. 2023. Working from Home and Worker Well-being: New Evidence from Germany. *ILR Review* 76:3, 504-531. [[Crossref](#)]
105. Warn N. Lekfuangfu, Grace Lordan. 2023. Documenting occupational sorting by gender in the UK across three cohorts: does a grand convergence rely on societal movements?. *Empirical Economics* 64:5, 2215-2256. [[Crossref](#)]
106. Kingsley R. Browne. 2023. The disjunction between evolutionary psychology and sex-discrimination law and policy. *Evolution and Human Behavior* 44:3, 284-295. [[Crossref](#)]
107. Yuting Chen, Patricia Cortes, Gizem Kosar, Jessica Pan, Basit Zafar. 2023. The Impact of COVID-19 on Workers' Expectations and Preferences for Remote Work. *AEA Papers and Proceedings* 113, 556-561. [[Abstract](#)] [[View PDF article](#)] [[PDF with links](#)]
108. Jeffrey Flory, Andreas Leibbrandt, Olga Shurchkov, Olga Stoddard, Alva Taylor. 2023. Perceptions of Gender Diversity in Occupations. *AEA Papers and Proceedings* 113, 436-439. [[Abstract](#)] [[View PDF article](#)] [[PDF with links](#)]
109. Jirs Meuris, Allison Elias. 2023. Task interdependence and the gender wage gap: The role of the gender composition of an occupation. *Journal of Organizational Behavior* 44:4, 606-620. [[Crossref](#)]
110. Ze Chen, Yuan Wang, Yanjun Guan, Michael Jie Guo, Rong Xu. 2023. Long-term effect of childhood pandemic experience on medical major choice: Evidence from the 2003 severe acute respiratory syndrome outbreak in China. *Health Economics* 32:5, 1120-1147. [[Crossref](#)]

111. Omar Bamieh, Lennart Ziegler. 2023. Gender-age differences in hiring rates and prospective wages —Evidence from job referrals to unemployed workers. *Labour Economics* **34**, 102395. [[Crossref](#)]
112. Ria Ivandić, Anne Sophie Lassen. 2023. Gender gaps from labor market shocks. *Labour Economics* **134**, 102394. [[Crossref](#)]
113. Gautam Hazarika, Maroula Khraiche, Levent Kutlu. 2023. Gender equity in labor market opportunities and aggregate technical efficiency: a case of equity promoting efficiency. *Applied Economics* **86**, 1-12. [[Crossref](#)]
114. Marina Bonaccolto-Töpfer, Giovanni Bonaccolto. 2023. Gender wage inequality: new evidence from penalized expectile regression. *The Journal of Economic Inequality* **21**. . [[Crossref](#)]
115. Anne A. Brenøe, Serena Canaan, Nikolaj Harmon, Heather Royer. 2023. Is Parental Leave Costly for Firms and Coworkers?. *Journal of Labor Economics* . [[Crossref](#)]
116. Hermann Lasseben, Lisa Hofmann. 2023. Attracting Gen Z talents: do expectations towards employers vary by gender?. *Gender in Management: An International Journal* **38**:4, 545-560. [[Crossref](#)]
117. Alex Scott, Beth Davis-Sramek. 2023. Driving in a man's world: examining gender disparity in the trucking industry. *International Journal of Physical Distribution & Logistics Management* **53**:3, 330-353. [[Crossref](#)]
118. Ute Poethke, Kai N. Klasmeier, Elvira Radaca, Stefan Diestel. 2023. How modern working environments shape attendance behaviour: A longitudinal study on weekly flexibilization, boundaryless work and presenteeism. *Journal of Occupational and Organizational Psychology* **27**. . [[Crossref](#)]
119. Paula Pereda, Maria Dolores Montoya Diaz, Fabiana Rocha, Liz Matsunaga, Bruna Pugialli Borges, Jesus Mena-Chalco, Renata Narita, Clara Brenck. 2023. Are women less persistent? Evidence from submissions to a nationwide meeting of economics. *Applied Economics* **55**:16, 1757-1768. [[Crossref](#)]
120. Kurt Lavetti, Ian M. Schmutte. 2023. Gender differences in sorting on wages and risk. *Journal of Econometrics* **233**:2, 507-523. [[Crossref](#)]
121. Michelle J. Budig, Vered Kraus, Asaf Levanon. 2023. Israeli Ethno-Religious Differences in Motherhood Penalties on Employment and Earnings. *Gender & Society* **37**:2, 208-239. [[Crossref](#)]
122. Michael Baker, Yosh Halberstam, Kory Kroft, Alexandre Mas, Derek Messacar. 2023. Pay Transparency and the Gender Gap. *American Economic Journal: Applied Economics* **15**:2, 157-183. [[Abstract](#)] [[View PDF article](#)] [[PDF with links](#)]
123. Emma von Essen, Nina Smith. 2023. Network Connections and Board Seats: Are Female Networks Less Valuable?. *Journal of Labor Economics* **41**:2, 323-360. [[Crossref](#)]
124. Thomas Schmid, Daniel Urban. 2023. Female Directors and Firm Value: New Evidence from Directors' Deaths. *Management Science* **69**:4, 2449-2473. [[Crossref](#)]
125. Mengqiao Du. 2023. Locked-in at home: The gender difference in analyst forecasts after the COVID-19 school closures. *Journal of Accounting and Economics* **116**, 101603. [[Crossref](#)]
126. Jie Chen, Chenxing Jing, Kevin Keasey, Ivan Lim, Bin Xu. 2023. Gender, workplace preferences and firm performance: Looking through the glass door. *European Financial Management* **86**. . [[Crossref](#)]
127. Claudia Roethlisberger, Franziska Gassmann, Wim Groot, Bruno Martorano. 2023. The contribution of personality traits and social norms to the gender pay gap: A systematic literature review. *Journal of Economic Surveys* **37**:2, 377-408. [[Crossref](#)]
128. Younghee Yun, Kyung Jin Hong. 2023. Factors related to career interruption and Re-employment of women in human health and social work activities sector: Comparison with other industry sectors. *Nursing Open* **10**:4, 2656-2666. [[Crossref](#)]
129. PAUL GOLDSMITH-PINKHAM, KELLY SHUE. 2023. The Gender Gap in Housing Returns. *The Journal of Finance* **78**:2, 1097-1145. [[Crossref](#)]

130. Rebecca Glauber. 2023. Time-intensive occupations and the motherhood gap in authority. *Community, Work & Family* 46, 1-26. [[Crossref](#)]
131. German Cubas, Chinhui Juhn, Pedro Silos. 2023. Coordinated Work Schedules and the Gender Wage Gap. *The Economic Journal* 133:651, 1036-1066. [[Crossref](#)]
132. Aline D. Masuda, Florencia M. Sortheix, Claudia Holtschlag, Carlos Morales. 2023. When gender is more likely to predict pay via self-enhancement values and working hours: The role of country's level of gender inequality. *Applied Psychology* 46. . [[Crossref](#)]
133. Martina Querejeta, Cecilia Olivieri, Ailin Tomio, Jorge Luis Castaneda, Ana Maria Munoz Boudet. Sharing Parental Leave between Mothers and Fathers: Experimental Evidence from a Messaging Intervention in Uruguay . [[Crossref](#)]
134. José Enrique Rodríguez Hernández. 2023. How occupational segregation by gender affects female underemployment in Spain. *Labor History* 64:2, 200-219. [[Crossref](#)]
135. Wen Li, Kunio Urakawa, Fumihiko Suga. 2023. Are Social Norms Associated with Married Women's Labor Force Participation? A Comparison of Japan and the United States. *Journal of Family and Economic Issues* 44:1, 193-205. [[Crossref](#)]
136. Karmini Sharma, Alessandro Castagnetti. 2023. Demand for information by gender: An experimental study. *Journal of Economic Behavior & Organization* 207, 172-202. [[Crossref](#)]
137. Bill B. Francis, Iftekhar Hasan, Gayane Hovakimian, Zenu Sharma. 2023. Gender pay gap in American CFOs: Theory and evidence. *Journal of Corporate Finance* 67, 102404. [[Crossref](#)]
138. Sandra Florian, Chenoa Flippen, Emilio Parrado. 2023. The Labor Force Trajectories of Immigrant Women in the United States: Intersecting Individual and Gendered Cohort Characteristics. *International Migration Review* 57:1, 95-127. [[Crossref](#)]
139. Henrik Hansen, S. Kanay De, John Rand, Neda Trifković. 2023. Wage returns to workplace training in Myanmar. *Development Policy Review* 41:2. . [[Crossref](#)]
140. Ying Zhao, Lin Zhang, Yuanping Lu, Bo Wen. 2023. More Rights but Less Gains: Relaxed Birth Control Policy and the Loss for Women. *China & World Economy* 31:2, 159-191. [[Crossref](#)]
141. Smita Das, Clara Delavallade, Ayodele Fashogbon, Wale Olatunji Ogunleye, Sreelakshmi Papineni. 2023. Occupational sex segregation in agriculture: Evidence on gender norms and socio-emotional skills in Nigeria. *Agricultural Economics* 54:2, 179-219. [[Crossref](#)]
142. Tong Wu. 2023. How Maternity Leave Affects Female Employment in the UK?. *BCP Education & Psychology* 8, 138-168. [[Crossref](#)]
143. Sébastien Fontenay, Thomas Murphy, Ilan Tojerow. 2023. Child penalties across industries: why job characteristics matter. *Applied Economics Letters* 30:4, 488-495. [[Crossref](#)]
144. Tiantian Yang, Aleksandra (Olenka) Kacperczyk, Lucia Naldi. 2023. The Motherhood Wage Penalty and Female Entrepreneurship. *Organization Science* 19. . [[Crossref](#)]
145. Kristen M. Klipfel, Jerry J. Sweet, Nathaniel W. Nelson, Paul J. Moberg. 2023. Gender and ethnic/racial diversity in clinical neuropsychology: Updates from the AACN, NAN, SCN 2020 practice and "salary survey". *The Clinical Neuropsychologist* 37:2, 231-285. [[Crossref](#)]
146. Juliane Ransmayr, Doris Weichselbaumer. 2023. The Role of Sex Segregation in the Gender Wage Gap Among University Graduates in Germany. *Jahrbücher für Nationalökonomie und Statistik*, ahead of print. [[Crossref](#)]
147. Ewa Cukrowska-Torzewska. 2023. Gender gap in reservation wages and the choice of education field. *Applied Economics Letters* 30:3, 319-323. [[Crossref](#)]
148. Sergio Destefanis, Fernanda Mazzotta, Lavinia Parisi. 2023. Goldin's Last Chapter on the Gender Pay Gap: An Exploratory Analysis Using Italian Data. *Work, Employment and Society* 095001702211437. [[Crossref](#)]

149. Sam Cosaert, Alexandros Theloudis, Bertrand Verheyden. 2023. Togetherness in the Household. *American Economic Journal: Microeconomics* 15:1, 529-579. [[Abstract](#)] [[View PDF article](#)] [[PDF with links](#)]
150. Eyal Bar-Haim, Louis Chauvel, Janet C. Gornick, Anne Hartung. 2023. The Persistence of the Gender Earnings Gap: Cohort Trends and the Role of Education in Twelve Countries. *Social Indicators Research* 165:3, 821-841. [[Crossref](#)]
151. Martina Querejeta, Marisa Bucheli. 2023. The Effect of Childbirth on Women's Formal Labour Market Trajectories: Evidence from Uruguayan Administrative Data. *The Journal of Development Studies* 59:2, 209-223. [[Crossref](#)]
152. Sai Sindhura Gundavarapu, Simona Surdu, Margaret Langelier. 2023. Exploring the impact of household, personal, and employment characteristics on dentistry's income gap between men and women. *The Journal of the American Dental Association* 154:2, 159-170.e3. [[Crossref](#)]
153. Hao Dong, Yu Xie. 2023. Trends in Educational Assortative Marriage in China Over the Past Century. *Demography* 60:1, 123-145. [[Crossref](#)]
154. Hanzhe Zhang, Ben Zou. 2023. A marriage-market perspective on risk-taking and career choices. *European Economic Review* 152, 104379. [[Crossref](#)]
155. José-Ignacio Antón, Rafael Grande, Rafael Muñoz de Bustillo, Fernando Pinto. 2023. Gender Gaps in Working Conditions. *Social Indicators Research* 166:1, 53-83. [[Crossref](#)]
156. I. Sebastian Buhai, Marco J. van der Leij. 2023. A Social Network Analysis of Occupational Segregation. *Journal of Economic Dynamics and Control* 147, 104593. [[Crossref](#)]
157. Cheng Zhang, Xuan Tian, Xiaozhong Yang, Bing Xu, Qinghai Li. 2023. The iron-out effect of digital economy: A discussion on gender wage rate discrimination for working hours. *Journal of Business Research* 156, 113399. [[Crossref](#)]
158. Inés P Murillo-Huertas, Raúl Ramos, Hipólito Simón, Raquel Simón-Albert. 2023. Is multidimensional precarious employment higher for women?. *Journal of Industrial Relations* 65:1, 44-71. [[Crossref](#)]
159. Ozkan Eren. 2023. Potential in-group bias at work: Evidence from performance evaluations. *Journal of Economic Behavior & Organization* 206, 296-312. [[Crossref](#)]
160. Andreas Kuhn, Stefan C. Wolter. 2023. The strength of gender norms and gender-stereotypical occupational aspirations among adolescents. *Kyklos* 76:1, 101-124. [[Crossref](#)]
161. Katarzyna Kopycka. 2023. Escaping uncertainty through downward mobility? Occupational mobility upon transition to permanent employment in Germany and in Poland. *Research in Social Stratification and Mobility* 83, 100768. [[Crossref](#)]
162. Gordon Anderson. On Measuring 'Good' and 'Bad' Income Inequality 49-64. [[Crossref](#)]
163. Joseph G. Altonji, John Eric Humphries, Ling Zhong. The Effects of Advanced Degrees on the Wage Rates, Hours, Earnings, and Job Satisfaction of Women and Men * 25-81. [[Crossref](#)]
164. David Neumark, Giannina Vaccaro. The Career Evolution of the Sex Gap in Wages: Discrimination Versus Human Capital Investment 117-150. [[Crossref](#)]
165. Alessandra Cassar, Mary Rigdon. 2023. Sustaining the potential for cooperation as female competitive strategy. *Philosophical Transactions of the Royal Society B: Biological Sciences* 378:1868. . [[Crossref](#)]
166. Kevin J. Boudreau, Nilam Kaushik. 2023. Gender Differences in Responses to Competitive Organization? A Field Experiment on Differences Between STEM and Non-STEM Fields from an Internet-of-Things Platform. *Organization Science* 14. . [[Crossref](#)]
167. Carmen Brick, Daniel Schneider, Kristen Harknett. 2023. The Gender Wage Gap, Between-Firm Inequality, and Devaluation: Testing a New Hypothesis in the Service Sector. *Work and Occupations* 96, 073088842211410. [[Crossref](#)]

168. Jens Agerström, Magnus Carlsson, Asuman Erenel. 2023. The effect of social gender norms on parental leave uptake intentions: evidence from two survey experiments on prospective fathers and mothers. *Applied Economics* 1-17. [[Crossref](#)]
169. Nina-Sophie Fritsch, Bernd Liedl. 2023. Who Belongs to the Middle Income Class in Europe? The Role of Gender-Specific Occupational Characteristics in Multi-Level Analyses for 17 European Countries. *International Journal of Sociology* 53:1, 59-82. [[Crossref](#)]
170. Guillaume Vallet. 2023. Rebuilding the economy of the home – for the emergence of the “new woman”: Charlotte Perkins Gilman’s pioneering thoughts. *The European Journal of the History of Economic Thought* 30:1, 62-85. [[Crossref](#)]
171. Lina Lozano, Eva Ranchill, Ernesto Reuben. Gender and Preferences in the Labor Market: Insights from Experiments 1-34. [[Crossref](#)]
172. Jiang Li, Benoit Dostie, Gaëlle Simard-Duplain. 2023. Firm Pay Policies and the Gender Earnings Gap: The Mediating Role of Marital and Family Status. *ILR Review* 76:1, 160-188. [[Crossref](#)]
173. Masao Fukui, Emi Nakamura, Jón Steinsson. 2023. Women, Wealth Effects, and Slow Recoveries. *American Economic Journal: Macroeconomics* 15:1, 269-313. [[Abstract](#)] [[View PDF article](#)] [[PDF with links](#)]
174. Nestor Rodriguez. Capital Migration and Florentine Dominance in the European Medieval Wool Industry 33-61. [[Crossref](#)]
175. Assaf Rotman, Hadas Mandel. 2023. Gender-Specific Wage Structure and the Gender Wage Gap in the U.S. Labor Market. *Social Indicators Research* 165:2, 585-606. [[Crossref](#)]
176. Samantha Viano, Luis A. Rodriguez, Seth B. Hunter. 2023. Principal and Teacher Shared Race and Gender Intersections: Teacher Turnover, Workplace Conditions, and Monetary Benefits. *AERA Open* 9, 233285842211481. [[Crossref](#)]
177. Christine Exley, Kirby Nielsen. 2023. The Gender Gap in Confidence: Expected But Not Accounted For. *SSRN Electronic Journal* 62. . [[Crossref](#)]
178. Jule Adriaans, Matteo Targa. 2023. Gender differences in fairness evaluations of own earnings in 28 European countries. *European Societies* 25:1, 107-131. [[Crossref](#)]
179. Utpal Dholakia. Organizational Transparency 83-110. [[Crossref](#)]
180. Sabrina Wulff Pablonia, Victoria Vernon. Telework and Time Use 1-26. [[Crossref](#)]
181. Kimberly T. Luthi, Michael F. Kosloski. 2023. ADVANCEMENT EXPERIENCES OF WOMEN IN ACADEMIC SENIOR LEADERSHIP POSITIONS IN STEM DISCIPLINES: A DELPHI ANALYSIS. *Journal of Women and Minorities in Science and Engineering* 29:4, 101-128. [[Crossref](#)]
182. Michele Battisti, Alexandra Fedorets, Lavinia Kinne. 2023. Cognitive Skills Among Adults: An Impeding Factor for Gender Convergence?. *SSRN Electronic Journal* 125. . [[Crossref](#)]
183. Daniel Erdsiek, Vincent Rost. 2023. How Do Managers Form Their Expectations About Working From Home? Survey Experiments on the Perception of Productivity. *SSRN Electronic Journal* 105. . [[Crossref](#)]
184. Annekatrin Schrenker. 2023. Do women expect wage cuts for part-time work?. *Labour Economics* 80, 102291. [[Crossref](#)]
185. Michael Rushton. Keynes’s Grandchildren 169-180. [[Crossref](#)]
186. Jakob Alfitian, Marvin Deversi, Dirk Sliwka. 2023. Closing the Gender Gap in Salary Increases: Evidence from a Field Experiment on Promoting Pay Equity. *SSRN Electronic Journal* 109. . [[Crossref](#)]
187. Patricia Cortes. 2023. Immigration, Household Production, and Native Women's Labor Market Outcomes: A Survey of a Global Phenomenon. *SSRN Electronic Journal* 49. . [[Crossref](#)]

188. Joshua D. Gottlieb, Maria Polyakova, Kevin Rinz, Hugh Shiplett, Victoria Udalova. 2023. Who Values Human Capitalists' Human Capital? The Earnings and Labor Supply of U.S. Physicians. *SSRN Electronic Journal* . [[Crossref](#)]
189. Bernd Wittenbrink, Joshua Correll, Debbie S. Ma. Implizite Vorurteile 179-194. [[Crossref](#)]
190. Enrico Rubolino. 2023. Taxing the Gender Gap: Labor Market Effects of A Payroll Tax Cut for Women in Italy. *SSRN Electronic Journal* **68**. . [[Crossref](#)]
191. Sonia Bhalotra, Damian Clarke, Selma Walther. Women's Careers and Family Formation 1-33. [[Crossref](#)]
192. Fernando Bellido, Maria-Isabel Encinar, Ainhoa Herrarte. 2023. Motherhood Penalties in Wages and Access to High-Quality Jobs Among University Graduates: Do Long Higher Education Programmes Make a Difference?. *SSRN Electronic Journal* . [[Crossref](#)]
193. Clara Piano, Lyman Stone. 2023. The Fertility Gap and Economic Freedom. *SSRN Electronic Journal* **95**. . [[Crossref](#)]
194. Maria Boutchkova, Angelica Gonzalez. 2023. Understanding the Lack of Ethnic and Gender Diversity in the UK Investment Sector. *SSRN Electronic Journal* **131**. . [[Crossref](#)]
195. Ulrich Atz, Tensie Whelan. 2023. Hidden Figures: The State of Human Capital Disclosures for Sustainable Jobs. *SSRN Electronic Journal* **19**. . [[Crossref](#)]
196. Michael Lovenheim, Jonathan Smith. Returns to different postsecondary investments: Institution type, academic programs, and credentials 187-318. [[Crossref](#)]
197. Stefania Albanesi, Claudia Olivetti, Barbara Petrongolo. Families, labor markets, and policy 255-326. [[Crossref](#)]
198. Jeremy Greenwood, Nezih Guner, Ricardo Marto. The great transition: Kuznets facts for family-economists 389-441. [[Crossref](#)]
199. Matthias Doepke, Anne Hannusch, Fabian Kindermann, Michèle Tertilt. The economics of fertility: a new era 151-254. [[Crossref](#)]
200. Michael Ewens. Gender and race in entrepreneurial finance . [[Crossref](#)]
201. Ludovica Ciasullo, Martina Uccioli. 2023. Maternal Labor Market Prospects and Intra-household Bargaining over Time Allocation. *SSRN Electronic Journal* **40**. . [[Crossref](#)]
202. Michela Giorcelli. 2023. The Effects of Business School Education on Manager Career Outcomes . *SSRN Electronic Journal* **59**. . [[Crossref](#)]
203. Gordon John Anderson. 2023. A Coefficient of Variation for Ordered Categorical Data. *SSRN Electronic Journal* **142**. . [[Crossref](#)]
204. Fred Olayele, Poorvi Goel. 2022. The differential impacts of socioeconomic status on vulnerability in urban contexts: a probit analysis of older women in the United States. *International Journal of Urban Sustainable Development* **14**:1, 56-76. [[Crossref](#)]
205. Savina Finardi. 2022. Determinants of the Gender Pay Gap in the Czech Republic and Selected European Countries. *European Financial and Accounting Journal* **17**:2, 33-47. [[Crossref](#)]
206. Tim Liu, Christos A Makridis, Paige Ouimet, Elena Simintzi. 2022. The Distribution of Nonwage Benefits: Maternity Benefits and Gender Diversity. *The Review of Financial Studies* **36**:1, 194-234. [[Crossref](#)]
207. Maximilian Sprengholz, Maik Hamjediers. 2022. Intersections and Commonalities: Using Matching to Decompose Wage Gaps by Gender and Nativity in Germany. *Work and Occupations* **31**, 073088842211411. [[Crossref](#)]
208. Marta Fana, Davide Villani, Martina Bisello. 2022. Gender gaps in power and control within jobs. *Socio-Economic Review* **4**. . [[Crossref](#)]

209. Marianna Baggio, Ginevra Marandola. 2022. Employees' reaction to gender pay transparency: an online experiment. *Economic Policy* 8. . [[Crossref](#)]
210. Eunhye Kwak. 2022. The emergence of the motherhood premium: recent trends in the motherhood wage gap across the wage distribution. *Review of Economics of the Household* 20:4, 1323-1343. [[Crossref](#)]
211. Michael Christl, Silvia De Poli, Dénes Kucsera, Hanno Lorenz. 2022. COVID-19 and (gender) inequality in income: the impact of discretionary policy measures in Austria. *Swiss Journal of Economics and Statistics* 158:1. . [[Crossref](#)]
212. Paige N. Park. 2022. Occupational Attainment Among Parents in Germany and the US 2000–2016: The Role of Gender and Immigration Status. *Population Research and Policy Review* 41:6, 2447-2492. [[Crossref](#)]
213. William J. Scarborough, Jessica Moeder. 2022. Culture's Gendered Consequences: The Relationship Between Local Cultural Conditions and the Gender Wage Gap. *Social Currents* 9:6, 526-557. [[Crossref](#)]
214. I-Chun Tsai. 2022. Have men and women become equal in the housing market? effects of gender on mortgage rate. *Journal of Housing and the Built Environment* 37:4, 2157-2177. [[Crossref](#)]
215. Morgane Laouenan, Palaash Bhargava, Jean-Benoît Eyméoud, Olivier Gergaud, Guillaume Plique, Etienne Wasmer. 2022. A cross-verified database of notable people, 3500BC-2018AD. *Scientific Data* 9:1. . [[Crossref](#)]
216. Sofia Dokuka, Anastasia Kapuza, Mikhail Sverdlov, Timofey Yalov. 2022. Women in gig economy work less in the evenings. *Scientific Reports* 12:1. . [[Crossref](#)]
217. Daniel Hirschman. 2022. Controlling for What? Movements, Measures, and Meanings in the US Gender Wage Gap Debate. *History of Political Economy* 54:S1, 221-257. [[Crossref](#)]
218. Seh Young Kim. 2022. Analyzing the impacts of informal institutional factors affecting gender inequality: Evidence from 43 countries. *World Development Perspectives* 28, 100470. [[Crossref](#)]
219. Gianmaria Niccodemi, Giorgia Menta, Jonathan Turner, Conchita D'Ambrosio. 2022. Pace of aging, family environment and cognitive skills in children and adolescents. *SSM - Population Health* 20, 101280. [[Crossref](#)]
220. Declan Trott. 2022. Women in the Workforce: What Everyone Needs to Know, by Laura M. Argys and Susan L. Averett. (Oxford University Press, New York, NY, 2022), 242 pp. *Economic Record* 98:323, 416-418. [[Crossref](#)]
221. Nikolaos Theodoropoulos, John Forth, Alex Bryson. 2022. Are Women Doing It for Themselves? Female Managers and the Gender Wage Gap*. *Oxford Bulletin of Economics and Statistics* 84:6, 1329-1355. [[Crossref](#)]
222. Monica Fisher, Paul A. Lewin, RYanne Pilgeram. 2022. Farmworkers and the gender wage gap: An empirical analysis of wage inequality in US agriculture. *Applied Economic Perspectives and Policy* 44:4, 2145-2163. [[Crossref](#)]
223. Michele Battisti, Ryan Michaels, Choonsung Park. 2022. Labor Supply Within the Firm. *Journal of Labor Economics* 6. . [[Crossref](#)]
224. Erin Hengel. 2022. Publishing While Female: are Women Held to Higher Standards? Evidence from Peer Review. *The Economic Journal* 132:648, 2951-2991. [[Crossref](#)]
225. Wolfgang Keller, Hale Utar. 2022. Globalization, Gender, and the Family. *The Review of Economic Studies* 89:6, 3381-3409. [[Crossref](#)]
226. Laila Schmitt, Katrin Auspurg. 2022. A Stall Only on the Surface? Working Hours and the Persistence of the Gender Wage Gap in Western Germany 1985–2014. *European Sociological Review* 38:5, 754-769. [[Crossref](#)]

227. Yue Wen, Tingting Liu, Shengxu Li, Renrong Gong, Changwei Li. 2022. Trends in the prevalence of metabolically healthy and unhealthy obesity in the US adult population: analysis of eight NHANES cross-sectional survey cycles, 1999–2014. *BMJ Open* **12**:11, e062651. [[Crossref](#)]
228. Jonas Jessen. 2022. Culture, children and couple gender inequality. *European Economic Review* **150**, 104310. [[Crossref](#)]
229. Wei-hsin Yu, Janet Chen-Lan Kuo. 2022. Time Is Money? Wage Premiums and Penalties for Time-Related Occupational Demands. *American Journal of Sociology* **128**:3, 820–865. [[Crossref](#)]
230. Anna Kim, Youjin Hahn. 2022. The motherhood effect on labour market outcomes: evidence from South Korea. *Asian-Pacific Economic Literature* **36**:2, 71–88. [[Crossref](#)]
231. Jeong Hyun Kim, Yesola Kweon. 2022. Why Do Young Men Oppose Gender Quotas? Group Threat and Backlash to Legislative Gender Quotas. *Legislative Studies Quarterly* **47**:4, 991–1021. [[Crossref](#)]
232. Siwan Anderson. 2022. Unbundling female empowerment. *Canadian Journal of Economics/Revue canadienne d'économique* **55**:4, 1671–1701. [[Crossref](#)]
233. Sigtona Halrynjo, Marte Mangset. 2022. Parental leave vs. competition for clients: Motherhood penalty in competitive work environments. *Journal of Family Research* **34**:3, 932–957. [[Crossref](#)]
234. Anne Ardila Brenøe. 2022. Brothers increase women's gender conformity. *Journal of Population Economics* **35**:4, 1859–1896. [[Crossref](#)]
235. Daiji Kawaguchi, Takahiro Toriyabe. 2022. Measurements of skill and skill-use using PIAAC. *Labour Economics* **78**, 102197. [[Crossref](#)]
236. Anna Dreber, Emma Heikensten, Jenny Säve-Söderbergh. 2022. Why do women ask for less?. *Labour Economics* **78**, 102204. [[Crossref](#)]
237. Ray Bachan, Alex Bryson. 2022. The Gender Wage Gap Among University Vice Chancellors in the UK. *Labour Economics* **78**, 102230. [[Crossref](#)]
238. Marie Lalanne, Paul Seabright. 2022. The old boy network: are the professional networks of female executives less effective than men's for advancing their careers?. *Journal of Institutional Economics* **18**:5, 725–744. [[Crossref](#)]
239. Peter Siminski, Rhiannon Yetsenga. 2022. Specialization, Comparative Advantage, and the Sexual Division of Labor. *Journal of Labor Economics* **40**:4, 851–887. [[Crossref](#)]
240. Helen Eriksson, Sunnee Billingsley, Maria Brandén. 2022. Parental Leave within the Workplace: A Re-assessment of Opposite Educational Gradients for Women and Men. *Sociology* **56**:5, 1032–1044. [[Crossref](#)]
241. Jeffrey T. Denning, Brian A. Jacob, Lars J. Lefgren, Christian vom Lehn. 2022. The Return to Hours Worked within and across Occupations: Implications for the Gender Wage Gap. *ILR Review* **75**:5, 1321–1347. [[Crossref](#)]
242. Charlotta Stern, Guy Madison. 2022. Sex differences and occupational choice Theorizing for policy informed by behavioral science#. *Journal of Economic Behavior & Organization* **202**, 694–702. [[Crossref](#)]
243. Marina Bonaccolto-Töpfer, Stephanie Briel. 2022. The gender pay gap revisited: Does machine learning offer new insights?. *Labour Economics* **78**, 102223. [[Crossref](#)]
244. Jun Myung Song. 2022. Female senior managers and the gender equality environment: Evidence from south Korean firms. *Pacific-Basin Finance Journal* **75**, 101838. [[Crossref](#)]
245. Yana Huang, Tianyu Wang. 2022. MULAN in the name: Causes and consequences of gendered Chinese names. *China Economic Review* **75**, 101851. [[Crossref](#)]
246. Youngsoo Jang, Minchul Yum. 2022. Nonlinear occupations and female labor supply over time. *Review of Economic Dynamics* **46**, 51–73. [[Crossref](#)]

247. Magnus Carlsson, Abdulaziz Abrar Reshid. 2022. Co-worker peer effects on parental leave take-up. *The Scandinavian Journal of Economics* **124**:4, 930-957. [[Crossref](#)]
248. Taehyun Ahn. 2022. Workweek reduction and women's job turnover: Evidence from labor legislation in South Korea. *Economic Inquiry* **60**:4, 1607-1625. [[Crossref](#)]
249. Rosa Santero-Sánchez, Belén Castro Núñez. 2022. Pursuing equal pay for equal work: Gender diversity in management positions and the gender pay gap throughout the wage distribution. *BRQ Business Research Quarterly* **3**, 234094442211252. [[Crossref](#)]
250. Helga Eggebø, Aase Kristine Lundberg, Mari Teigen. 2022. Gaps and Silences: Gender and Climate Policies in the Global North. *Social Politics: International Studies in Gender, State & Society* **58**. . [[Crossref](#)]
251. Olle Folke, Johanna Rickne. 2022. Sexual Harassment and Gender Inequality in the Labor Market. *The Quarterly Journal of Economics* **137**:4, 2163-2212. [[Crossref](#)]
252. Aparajita Dasgupta, Anisha Sharma. 2022. Preferences or expectations: understanding the gender gap in major choice. *Oxford Economic Papers* **74**:4, 1167-1194. [[Crossref](#)]
253. Laura Hospido, Luc Laeven, Ana Lamo. 2022. The Gender Promotion Gap: Evidence from Central Banking. *The Review of Economics and Statistics* **104**:5, 981-996. [[Crossref](#)]
254. Ting Dong. 2022. Gender Salary Gap in the Auditing Profession: Trend and Explanations. *European Accounting Review* **8**, 1-29. [[Crossref](#)]
255. Sabrina Wulff Pabilonia, Victoria Vernon. 2022. Telework, Wages, and Time Use in the United States. *Review of Economics of the Household* **20**:3, 687-734. [[Crossref](#)]
256. Giacomo Domini, Marco Grazzi, Daniele Moschella, Tania Treibich. 2022. For whom the bell tolls: The firm-level effects of automation on wage and gender inequality. *Research Policy* **51**:7, 104533. [[Crossref](#)]
257. Sébastien Buttet, Alice Schoonbroodt. 2022. Should I Go to Graduate School? The Role of Preference for Children and Human Capital Accumulation. *Journal of Human Capital* **16**:3, 333-371. [[Crossref](#)]
258. Harrison J. Kell, Kira O. McCabe, David Lubinski, Camilla P. Benbow. 2022. Wrecked by Success? Not to Worry. *Perspectives on Psychological Science* **17**:5, 1291-1321. [[Crossref](#)]
259. Trevor Peckham, Noah Seixas, A. B. de Castro, Anjum Hajat. 2022. Do Different Patterns of Employment Quality Contribute to Gender Health Inequities in the U.S.? A Cross-Sectional Mediation Analysis. *International Journal of Environmental Research and Public Health* **19**:18, 11237. [[Crossref](#)]
260. Warn N. Lekfuangfu, Reto Odermatt. 2022. All I have to do is dream? The role of aspirations in intergenerational mobility and well-being. *European Economic Review* **148**, 104193. [[Crossref](#)]
261. Arunas Juska, Jekaterina Navicke. 2022. Labour market flexibilisation in Lithuania: Outcomes and impacts on gender differences in work arrangements. *The Economic and Labour Relations Review* **33**:3, 502-525. [[Crossref](#)]
262. Tara Howse. 2022. Trust and the social licence to operate in the Guatemalan mining sector: Escobal Mine case study. *Resources Policy* **78**, 102888. [[Crossref](#)]
263. Richard Harris, Mariluz Maté-Sánchez-Val. 2022. Gender pay and productivity in UK universities: Evidence from research-intensive Business Schools. *Economics Letters* **218**, 110738. [[Crossref](#)]
264. Leila Gautham. 2022. It Takes a Village: Childcare and Women's Paid Employment in India. *Population and Development Review* **48**:3, 795-828. [[Crossref](#)]
265. Matti Keloharju, Samuli Knüpfer, Joacim Tåg. 2022. What prevents women from reaching the top?. *Financial Management* **51**:3, 711-738. [[Crossref](#)]

266. Boris Hirsch, Philipp Lentge. 2022. Non-base compensation and the gender pay gap. *LABOUR* 36:3, 277-301. [[Crossref](#)]
267. Gordon Anderson. 2022. Has Canada's 21st-Century Grand Gender Convergence Stalled? Male and Female Income and Human Resource Stock Distributions Viewed Through an Equal Opportunity Lens. *Review of Income and Wealth* 95. . [[Crossref](#)]
268. Gefjon Off, Nicholas Charron, Amy Alexander. 2022. Who perceives women's rights as threatening to men and boys? Explaining modern sexism among young men in Europe. *Frontiers in Political Science* 4. . [[Crossref](#)]
269. Elena Del Rey, Joaquín Naval, José I. Silva. 2022. Hours and wages: A bargaining approach. *Economics Letters* 217, 110652. [[Crossref](#)]
270. Nick Wuestenenk, Katia Begall. 2022. The motherhood wage gap and trade-offs between family and work: A test of compensating wage differentials. *Social Science Research* 106, 102726. [[Crossref](#)]
271. Michelle Barrett, Karina Doorley, Paul Redmond, Barra Roantree. 2022. How Has the Gender Earnings Gap in Ireland Changed in Thirty Years?. *Social Sciences* 11:8, 367. [[Crossref](#)]
272. MORTEN BENNEDSEN, ELENA SIMINTZI, MARGARITA TSOUTSOURA, DANIEL WOLFENZON. 2022. Do Firms Respond to Gender Pay Gap Transparency?. *The Journal of Finance* 77:4, 2051-2091. [[Crossref](#)]
273. Leire Gartzia. 2022. Self and other reported workplace traits: A communal gap of men across occupations. *Journal of Applied Social Psychology* 52:8, 568-587. [[Crossref](#)]
274. Roujman Shahbazian, Erik Bihagen. 2022. Does Your Class Give More than a Hint of Your Lifetime Earnings?: Assessing Indicators for Lifetime Earnings Over the Life Course for Sweden. *European Sociological Review* 38:4, 527-542. [[Crossref](#)]
275. Renée Adams, Michelle Lowry. 2022. What's Good for Women Is Good for Science: Evidence from the American Finance Association. *The Review of Corporate Finance Studies* 11:3, 554-604. [[Crossref](#)]
276. Christine L Exley, Judd B Kessler. 2022. The Gender Gap in Self-Promotion. *The Quarterly Journal of Economics* 137:3, 1345-1381. [[Crossref](#)]
277. Alexander Bick, Adam Blandin, Richard Rogerson. 2022. Hours and Wages. *The Quarterly Journal of Economics* 137:3, 1901-1962. [[Crossref](#)]
278. Ignacio González, Bongsun Seo, Maria S. Floro. 2022. Gender Wage Gap, Gender Norms, and Long-Term Care: A Theoretical Framework. *Feminist Economics* 28:3, 84-113. [[Crossref](#)]
279. Andrés Erosa, Luisa Fuster, Gueorgui Kambourov, Richard Rogerson. 2022. Hours, Occupations, and Gender Differences in Labor Market Outcomes. *American Economic Journal: Macroeconomics* 14:3, 543-590. [[Abstract](#)] [[View PDF article](#)] [[PDF with links](#)]
280. HEEJUNG CHUNG. 2022. A Social Policy Case for a Four-Day Week. *Journal of Social Policy* 51:3, 551-566. [[Crossref](#)]
281. Isabelle Sin, Steven Stillman, Richard Fabling. 2022. What Drives the Gender Wage Gap? Examining the Roles of Sorting, Productivity Differences, Bargaining, and Discrimination. *The Review of Economics and Statistics* 104:4, 636-651. [[Crossref](#)]
282. Gijs Dekkers, Karel Van den Bosch, Mikkel Barslund, Tanja Kirn, Nicolas Baumann, Nataša Kump, Philippe Liégeois, Amílcar Moreira, Nada Stropnik. 2022. How Do Gendered Labour Market Trends and the Pay Gap Translate into the Projected Gender Pension Gap? A Comparative Analysis of Five Countries with Low, Middle and High GPGs. *Social Sciences* 11:7, 304. [[Crossref](#)]
283. Julieta Caunedo, Elisa Keller. 2022. Technical change and the demand for talent. *Journal of Monetary Economics* 129, 65-88. [[Crossref](#)]
284. Ishan Ghosh, Mario Larch, Irina Murtazashvili, Yoto V. Yotov. 2022. Negative Trade Shocks and Gender Inequality: Evidence from the USA. *Economica* 89:355, 564-591. [[Crossref](#)]

285. Juliana de Castro Galvao. 2022. Gender Inequality in Lifetime Earnings. *Social Forces* **100**. . [\[Crossref\]](#)
286. Claudio Lucifora, Daria Vignani. 2022. What if your boss is a woman? Evidence on gender discrimination at the workplace. *Review of Economics of the Household* **20:2**, 389-417. [\[Crossref\]](#)
287. Audrey Boussein. 2022. Access to universal childcare and its effect on maternal employment. *Review of Economics of the Household* **20:2**, 497-532. [\[Crossref\]](#)
288. Arjun Bedi, Tanmoy Majilla, Matthias Rieger. 2022. Does signaling childcare support on job applications reduce the motherhood penalty?. *Review of Economics of the Household* **20:2**, 373-387. [\[Crossref\]](#)
289. Jaan Masso, Jaanika Meriküll, Priit Vahter. 2022. The role of firms in the gender wage gap. *Journal of Comparative Economics* **50:2**, 454-473. [\[Crossref\]](#)
290. Melanie Arntz, Sarra Ben Yahmed, Francesco Berlingieri. 2022. Working from home, hours worked and wages: Heterogeneity by gender and parenthood. *Labour Economics* **76**, 102169. [\[Crossref\]](#)
291. Bobby W. Chung. 2022. The costs and potential benefits of occupational licensing: A case of real estate license reform. *Labour Economics* **76**, 102172. [\[Crossref\]](#)
292. Mala Htun. 2022. Women's Equality and the COVID-19 Caregiving Crisis. *Perspectives on Politics* **20:2**, 635-645. [\[Crossref\]](#)
293. Thomas A. Hegland, Terceira A. Berdahl. 2022. High Job Flexibility And Paid Sick Leave Increase Health Care Access And Use Among US Workers. *Health Affairs* **41:6**, 873-882. [\[Crossref\]](#)
294. Samantha L. Morello, Nicole Rogus-Pulia, Janet L. Branchaw, Markus Brauer, Jordan M. Schwakopf, Molly Carnes. 2022. The Influence of Messaging on Perceptions of Careers in Veterinary Medicine: Do Gender Stereotypes Matter?. *Journal of Veterinary Medical Education* **49:3**, 382-392. [\[Crossref\]](#)
295. Alexander Popov. 2022. The division of spoils in a booming industry. *Journal of Economic Behavior & Organization* **198**, 341-369. [\[Crossref\]](#)
296. Kadri Männasoo. 2022. Working hours and gender wage differentials: Evidence from the American Working Conditions Survey. *Labour Economics* **76**, 102148. [\[Crossref\]](#)
297. Sarah Morgan Deming. 2022. Beyond measurement of the motherhood penalty: How social locations shape mothers' work decisions and stratify outcomes. *Sociology Compass* **16:6**. . [\[Crossref\]](#)
298. Zhi-fang Su, Yi-zheng Fu, Mei-Yuan Chen. 2022. Impacts of a Gender Ratio Change on China's Wage Income Distributions. *Emerging Markets Finance and Trade* **58:7**, 2066-2078. [\[Crossref\]](#)
299. Hamid NoghaniBehambari, Nahid Tavassoli, Farzaneh Noghani. 2022. Intergenerational Transmission of Culture Among Second-and-Higher Generation Immigrants: the Case of Age at First Birth and Nonmarital Childbirth. *Journal of Economics, Race, and Policy* **9**. . [\[Crossref\]](#)
300. Gunn Elisabeth Birkelund, Bram Lancee, Edvard Nergård Larsen, Javier G Polavieja, Jonas Radl, Ruta Yemane. 2022. Gender Discrimination in Hiring: Evidence from a Cross-National Harmonized Field Experiment. *European Sociological Review* **38:3**, 337-354. [\[Crossref\]](#)
301. Claudia Hupkau, Jenifer Ruiz-Valenzuela. 2022. Work and children in Spain: challenges and opportunities for equality between men and women. *SERIEs* **13:1-2**, 243-268. [\[Crossref\]](#)
302. Titan Alon, Sena Coskun, Matthias Doepke, David Koll, Michèle Tertilt. 2022. From Mancession to Shecession: Women's Employment in Regular and Pandemic Recessions. *NBER Macroeconomics Annual* **36**, 83-151. [\[Crossref\]](#)
303. Núria Sánchez-Mira, Raquel Serrano Olivares, Pilar Carrasquer Oto. 2022. What slips through the cracks: The distance between regulations and practices shaping the gender pay gap. *Economic and Industrial Democracy* **43:2**, 536-558. [\[Crossref\]](#)

304. Alessandra Cassar, Y. Jane Zhang. 2022. The competitive woman: Evolutionary insights and cross-cultural evidence into finding the Femina Economica. *Journal of Economic Behavior & Organization* **197**, 447-471. [[Crossref](#)]
305. Lucía Del Carpio, Maria Guadalupe. 2022. More Women in Tech? Evidence from a Field Experiment Addressing Social Identity. *Management Science* **68**:5, 3196-3218. [[Crossref](#)]
306. Bobbi Thomason. 2022. Ideal or Idiosyncratic? How Women Manage Work-Family Role Conflict with Focal and Peripheral Role Senders. *Organization Science* **33**:3, 901-925. [[Crossref](#)]
307. Jordy Meekes, Wolter H.J. Hassink. 2022. Gender differences in job flexibility: Commutes and working hours after job loss. *Journal of Urban Economics* **129**, 103425. [[Crossref](#)]
308. Nathan Barrymore, Cristian L. Dezső, Benjamin C. King. 2022. Gender and competitiveness when earning for others: Experimental evidence and implications for sponsorship. *Strategic Management Journal* **43**:5, 905-934. [[Crossref](#)]
309. José L. Groizard, Xisco Oliver, María Sard. 2022. An account of the exporter wage gap: Wage structure and composition effects across the wage distribution. *The World Economy* **45**:5, 1528-1563. [[Crossref](#)]
310. Ignacio Palacios-Huerta. 2022. Competitiveness among Nandi female husbands. *Proceedings of the National Academy of Sciences* **119**:17. . [[Crossref](#)]
311. Markus Goldstein, Paula Gonzalez, Sreelakshmi Papineni, Joshua Wimpey. Childcare, COVID-19 and Female Firm Exit: Impact of COVID-19 School Closure Policies on Global Gender Gaps in Business Outcomes **118**, . [[Crossref](#)]
312. Federico Caviggioli, Alessandra Colombelli, Chiara Ravetti. 2022. Gender differences among innovators: a patent analysis of stars. *Economics of Innovation and New Technology* **81**, 1-19. [[Crossref](#)]
313. Michèle Tertilt. 2022. Covid-19 und das Arbeitsmarktverhalten von Frauen und Männern. *Perspektiven der Wirtschaftspolitik* **23**:1, 10-19. [[Crossref](#)]
314. Mark Paul, Khaing Zaw, William Darity. 2022. Returns in the Labor Market: A Nuanced View of Penalties at the Intersection of Race and Gender in the US. *Feminist Economics* **28**:2, 1-31. [[Crossref](#)]
315. Annabelle Doerr. 2022. Vocational training for female job returners - Effects on employment, earnings and job quality. *Labour Economics* **75**, 102139. [[Crossref](#)]
316. Felicia Marie Knaul, Héctor Arreola-Ornelas, Beverley M. Essue, Renu Sara Nargund, Patricia García, Uriel Salvador Acevedo Gómez, Roopa Dhatt, Alhelí Calderón-Villarreal, Pooja Yerramilli, Ana Langer. 2022. The feminization of medicine in Latin America: 'More-the-merrier' will not beget gender equity or strengthen health systems. *The Lancet Regional Health - Americas* **8**, 100201. [[Crossref](#)]
317. Elisabeth Bublitz, Tobias Regner. 2022. The social pay gap across occupations: Experimental evidence. *Journal of Behavioral and Experimental Economics* **97**, 101810. [[Crossref](#)]
318. Valentin Bolotnyy, Natalia Emanuel. 2022. Why Do Women Earn Less than Men? Evidence from Bus and Train Operators. *Journal of Labor Economics* **40**:2, 283-323. [[Crossref](#)]
319. Hayley Miller, Elizabeth Seckel, Chrislyn L White, Diana Sanchez, Erika Rubesova, Claudia Mueller, Katherine Bianco. 2022. Gender-based salary differences in academic medicine: a retrospective review of data from six public medical centers in the Western USA. *BMJ Open* **12**:4, e059216. [[Crossref](#)]
320. Nuria Rodríguez-Planas, Anna Sanz-de-Galdeano, Anastasia Terskaya. 2022. Gender norms in high school: Impacts on risky behaviors from adolescence to adulthood. *Journal of Economic Behavior & Organization* **196**, 429-456. [[Crossref](#)]
321. Vidhi Chhaochharia, Mengqiao Du, Alexandra Niessen-Ruenzi. 2022. Counter-stereotypical female role models and women's occupational choices. *Journal of Economic Behavior & Organization* **196**, 501-523. [[Crossref](#)]

322. Gabriel Cruz, Tomás Rau. 2022. The effects of equal pay laws on firm pay premiums: Evidence from Chile. *Labour Economics* **75**, 102135. [[Crossref](#)]
323. Lena Edlund, Cecilia Machado, Maria Sviatschi. 2022. Gentrification and the Rising Returns to Skill. *Economica* **89**:354, 258-292. [[Crossref](#)]
324. Estefanía Galván. 2022. Gender Identity and Quality of Employment. *Economica* **89**:354, 409-436. [[Crossref](#)]
325. Julie L. Hotchkiss. 2022. Millennials: Maligned or miscreants?. *Southern Economic Journal* **88**:4, 1248-1276. [[Crossref](#)]
326. Kenneth A. Couch, Robert W. Fairlie, Huanan Xu. 2022. The evolving impacts of the COVID-19 pandemic on gender inequality in the US labor market: The COVID motherhood penalty. *Economic Inquiry* **60**:2, 485-507. [[Crossref](#)]
327. Núria Rodríguez-Planas, Ryuichi Tanaka. 2022. Gender norms and women's decision to work: evidence from Japan. *Review of Economics of the Household* **20**:1, 15-36. [[Crossref](#)]
328. Yaara Mann, Ravit Hananel. 2022. Moving away from equality. *Progress in Planning* **157**, 100537. [[Crossref](#)]
329. Dora Gicheva. 2022. Altruism and Burnout: Long Hours in the Teaching Profession. *ILR Review* **75**:2, 427-457. [[Crossref](#)]
330. Rachel Donnelly. 2022. Precarious Work in Midlife: Long-Term Implications for the Health and Mortality of Women and Men. *Journal of Health and Social Behavior* **63**:1, 142-158. [[Crossref](#)]
331. David Cuberes, Marc Teignier. 2022. Size-Dependent Gender Gaps in Entrepreneurship: The Case of Chile*. *Latin American Economic Review* 1-19. [[Crossref](#)]
332. Jia-Qi Cheong, Suresh Narayanan, Jacqueline Lisa Fernandez. 2022. Re-examining Gender Earning Differentials in Malaysian Manufacturing. *Asian Economic Papers* **21**:1, 64-91. [[Crossref](#)]
333. Yichen Su. 2022. The Rising Value of Time and the Origin of Urban Gentrification. *American Economic Journal: Economic Policy* **14**:1, 402-439. [[Abstract](#)] [[View PDF article](#)] [[PDF with links](#)]
334. Liana Christin Landivar, William J. Scarborough, Caitlyn Collins, Leah Ruppanner. 2022. Do high childcare costs and low access to Head Start and childcare subsidies limit mothers' employment? A state-level analysis. *Social Science Research* **102**, 102627. [[Crossref](#)]
335. Ning Zhang, Guangye He, Dongbo Shi, Zhenyue Zhao, Jiang Li. 2022. Does a gender-neutral name associate with the research impact of a scientist?. *Journal of Informetrics* **16**:1, 101251. [[Crossref](#)]
336. Nikolas Tromp, Juwon Kwak. 2022. Graduating to a gender wage gap in South Korea. *Journal of Asian Economics* **78**, 101408. [[Crossref](#)]
337. Thomas Lyttelton, Emma Zang, Kelly Musick. 2022. Telecommuting and gender inequalities in parents' paid and unpaid work before and during the COVID -19 pandemic. *Journal of Marriage and Family* **84**:1, 230-249. [[Crossref](#)]
338. MILA GETMANSKY SHERMAN, HEATHER E. TOOKES. 2022. Female Representation in the Academic Finance Profession. *The Journal of Finance* **77**:1, 317-365. [[Crossref](#)]
339. Hannah Riley Bowles, Bobbi Thomason, Inmaculada Macias-Alonso. 2022. When Gender Matters in Organizational Negotiations. *Annual Review of Organizational Psychology and Organizational Behavior* **9**:1, 199-223. [[Crossref](#)]
340. Hu Li, Chenyu Dong, Xiaofeng Wang. 2022. Female migrants in China: Second child fertility behavior and employment stability. *Asian Journal of Women's Studies* **28**:1, 2-23. [[Crossref](#)]
341. Simona Catuogno, Maria Angela Manzi, Paola Paoloni. Five Years of Gender Research in the Public Sector by the IPAZIA Observatory: A Review of the Studies and a Research Agenda 1-30. [[Crossref](#)]

342. Mara Del Baldo. New Ways of Working During (and After) the COVID-19 Pandemic: Truly Smart for Women? 151-170. [[Crossref](#)]
343. Giuliana Birindelli, Antonia Patrizia Iannuzzi. The Gender Pay Gap in the Financial Sector: Where Do We Stand? 153-189. [[Crossref](#)]
344. José Ignacio Gimenez-Nadal, José Alberto Molina, Almudena Sevilla. Temporal Flexibility, Breaks at Work, and the Motherhood Wage Gap 83-105. [[Crossref](#)]
345. Iga Magda, Katarzyna Lipowska. Flexibility of Working Time Arrangements and Female Labor Market Outcome 137-157. [[Crossref](#)]
346. Scott Brook, Jen Webb. Gender and Creative Careers 1-27. [[Crossref](#)]
347. Sarah Jewell, Sora Park, Alessandro Crociata. Glass Ceilings, Sticky Floors, and Satisfaction: Rewards and Remuneration 53-73. [[Crossref](#)]
348. Tehmina Khan. Gendered Economic Vulnerabilities in Disaster Environments: The Case of the COVID-19 Pandemic 71-82. [[Crossref](#)]
349. Laura Pagani. Diana S. Greenwald: Painting by Numbers—Data-Driven Histories of Nineteenth-Century Art, Princeton University Press, 2021 217-220. [[Crossref](#)]
350. Sabrina Wulff Pabilonia, Victoria Vernon. Telework and Time Use 1-26. [[Crossref](#)]
351. John Forth, Nikolaos Theodoropoulos. Earnings Discrimination in the Workplace 1-24. [[Crossref](#)]
352. Yanay Farja, Avi Tillman, Ori Zax. 2022. The Gender Gap: Looking at the Entire Distribution. *Journal of Interdisciplinary Economics* 34:1, 51-68. [[Crossref](#)]
353. José M. Ortiz-Lozano, Pedro C. Martínez-Morán, Víctor L. de Nicolás. 2022. Teleworking in the Public Administration: An Analysis Based on Spanish Civil Servants' Perspectives During the Pandemic. *SAGE Open* 12:1, 215824402210798. [[Crossref](#)]
354. Hadas Mandel, Assaf Rotman. 2022. The Stalled Gender Revolution and the Rise of Top Earnings in the United States, 1980 to 2017. *Sociological Science* 9, 136-158. [[Crossref](#)]
355. Mailys M. George, Sarah Wittman, Kevin W. Rockmann. 2022. Transitioning the Study of Role Transitions: From an Attribute-Based to an Experience-Based Approach. *Academy of Management Annals* 16:1, 102-133. [[Crossref](#)]
356. Vasilios D. Kosteas, Francesco Renna, Sergio Scicchitano. Covid-19 and Working from Home 1-26. [[Crossref](#)]
357. Iga Magda, Katarzyna Sałach. Gender Pay Gaps in Domestic and Foreign-Owned Firms 155-185. [[Crossref](#)]
358. Hannah Riley Bowles, Milton Kotelchuck, Marc Grau Grau. Reducing Barriers to Engaged Fatherhood: Three Principles for Promoting Gender Equity in Parenting 299-325. [[Crossref](#)]
359. Jorgen Harris. 2022. Do wages fall when women enter an occupation?. *Labour Economics* 74, 102102. [[Crossref](#)]
360. Elif Demiral, Johanna Mollerstrom. 2022. Competitiveness and Employability. *SSRN Electronic Journal* 62. . [[Crossref](#)]
361. Justin Bloesch, Birthe Larsen, Bledi Taska. 2022. Which Workers Earn More at Productive Firms? Position Specific Skills and Individual Worker Hold-up Power. *SSRN Electronic Journal* 162. . [[Crossref](#)]
362. Jon H. Fiva, Max-Emil M. King. 2022. Child Penalties in Politics. *SSRN Electronic Journal* 43. . [[Crossref](#)]
363. Inés Berniell, Lucila Berniell, Dolores de la Mata, maria Edo, Yarine Fawaz, Matilde P Machado, Mariana Marchionni. 2022. Motherhood and the Allocation of Talent. *SSRN Electronic Journal* 125. . [[Crossref](#)]

364. Rick Glaubitz, Astrid Harnack-Eber, Miriam Wetter. 2022. The Gender Gap in Lifetime Earnings: The Role of Parenthood. *SSRN Electronic Journal* 125. . [[Crossref](#)]
365. Spencer Bastani, Lisa Dickmanns, Thomas Giebe, Oliver Gürtler. 2022. Competition for Promotion Can Induce Household Specialization between Equally Competitive Spouses. *SSRN Electronic Journal* 126. . [[Crossref](#)]
366. Spencer Bastani, Lisa Dickmanns, Thomas Giebe, Oliver Gürtler. 2022. Competition for Promotion Can Induce Household Specialization Between Equally Competitive Spouses. *SSRN Electronic Journal* 126. . [[Crossref](#)]
367. Enrico Rubolino. 2022. Taxing the Gender Gap: Labor Market Effects of a Payroll Tax Cut for Women in Italy. *SSRN Electronic Journal* 94. . [[Crossref](#)]
368. Hyuncheol Bryant Kim, Hyunseob Kim, John Zhu. 2022. The Part-Time Productivity Gap: Experimental Evidence from a Large-Scale Recruitment Drive. *SSRN Electronic Journal* 22. . [[Crossref](#)]
369. Jie Chen, Chenxing Jing, Kevin Keasey, Ivan Lim, Bin Xu. 2022. Gender, Workplace Preferences, and Firm Performance: Looking Through the Glass Door. *SSRN Electronic Journal* 58. . [[Crossref](#)]
370. Karin Hederos, Anna Sandberg, Lukas Kvissberg, Erik Polano. 2022. Gender Homophily in Job Referrals: Evidence From a Field Study Among University Students. *SSRN Electronic Journal* 24. . [[Crossref](#)]
371. Sara Benedí Lahuerta. 2022. Comparing Pay Transparency Measures to Tackle the Gender Pay Gap: Best Practices and Challenges in Belgium, Denmark and Iceland. *SSRN Electronic Journal* 21. . [[Crossref](#)]
372. Kenneth A. Couch, Robert W. Fairlie, Huanan Xu. 2022. The Evolving Impacts of the COVID-19 Pandemic on Gender Inequality in the U.S. Labor Market: The COVID Motherhood Penalty. *SSRN Electronic Journal* 35. . [[Crossref](#)]
373. Iga Magda, Katarzyna Lipowska. 2022. Flexibility of Working Time Arrangements and Female Labor Market Outcome. *SSRN Electronic Journal* 57. . [[Crossref](#)]
374. Andrew Johnston. 2022. Preferences, Selection, and the Structure of Teacher Pay. *SSRN Electronic Journal* 92. . [[Crossref](#)]
375. Joseph G. Altonji, John Eric Humphries, Ling Zhong. 2022. The Effects of Advanced Degrees on the Wage Rates, Hours, Earnings and Job Satisfaction of Women and Men. *SSRN Electronic Journal* 11. . [[Crossref](#)]
376. Maddalena Davoli, Nuria Rodriguez-Planas. 2022. Culture, Gender, and Financial Literacy. *SSRN Electronic Journal* 21. . [[Crossref](#)]
377. Amairisa Kouki, Robert M. Sauer. 2022. Remote Work, Children's Health and the Racial Gap in Female Wages. *SSRN Electronic Journal* 13374. . [[Crossref](#)]
378. Sabrina Wulff Pablonia, Victoria Vernon. 2022. Who is Doing the Chores and Childcare in Dual-Earner Couples During the Covid-19 Era of Working from Home?. *SSRN Electronic Journal* 103. . [[Crossref](#)]
379. Andreas Leibing, Frauke Peter, Sevrin Waight, C. Katharina Spiess. 2022. Gender Gaps in Early Wage Expectations. *SSRN Electronic Journal* 128. . [[Crossref](#)]
380. Kevin Boudreau, Nilam Kaushik. 2022. Gender Differences in Response to Competitive Organization? Differences Across Fields from a Product Development Platform Field Experiment. *SSRN Electronic Journal* 7. . [[Crossref](#)]
381. Ismir Mulalic, Jos N. van Ommeren, Malte Borghorst. 2022. Commuting, Children and the Gender Wage Gap. *SSRN Electronic Journal* 83. . [[Crossref](#)]

382. Ian M. Schmutte, Meghan Skira. 2022. The Response of Firms to Maternity Leave and Sickness Absence. *SSRN Electronic Journal* 77. . [[Crossref](#)]
383. Luis Guirola, María Sánchez-Domínguez. 2022. Childcare Constraints on Immigrant Integration. *SSRN Electronic Journal* 18. . [[Crossref](#)]
384. Natasha Burns, Kristina Minnick, Jeffrey M. Netter, Laura T. Starks. 2022. Gender Pay Gap Across Cultures. *SSRN Electronic Journal* 58. . [[Crossref](#)]
385. Joseph G. Altonji, John Eric Humphries, Ling Zhong. 2022. The Effects of Advanced Degrees on the Wage Rates, Hours, Earnings and Job Satisfaction of Women and Men. *SSRN Electronic Journal* 11. . [[Crossref](#)]
386. Natasha Burns, Kristina Minnick, Jeffrey M. Netter, Laura T. Starks. 2022. Gender Pay Gap across Cultures. *SSRN Electronic Journal* 58. . [[Crossref](#)]
387. John Forth, Nikolaos Theodoropoulos. 2022. Earnings Discrimination in the Workplace. *SSRN Electronic Journal* 67. . [[Crossref](#)]
388. Omar Bamieh, Lennart Ziegler. 2022. Can Wage Transparency Alleviate Gender Sorting in the Labor Market?. *SSRN Electronic Journal* 15. . [[Crossref](#)]
389. Michael Lovenheim, Jonathan Smith. 2022. Returns to Different Postsecondary Investments: Institution Type, Academic Programs, and Credentials. *SSRN Electronic Journal* 2. . [[Crossref](#)]
390. Elena Simintzi, Sheng-Jun Xu, Ting Xu. 2022. The Effect of Childcare Access on Women's Careers and Firm Performance. *SSRN Electronic Journal* 93. . [[Crossref](#)]
391. Katharina Lewellen. 2022. Women in Charge: Evidence From Hospitals. *SSRN Electronic Journal* 68. . [[Crossref](#)]
392. Alex Bell. 2022. Job Amenities and Earnings Inequality. *SSRN Electronic Journal* 116. . [[Crossref](#)]
393. Kyeongah Lee. 2022. The gender wage gap: evidence from South Korea. *IZA Journal of Labor Economics* 11:1. . [[Crossref](#)]
394. Daniel Bradley, April M. Knill, Michelle B. Lowry, Jared Williams. 2022. The gender pay gap: Pay for performance and sorting across employers. *SSRN Electronic Journal* . [[Crossref](#)]
395. Grace Lordan, Jörn-Steffen Pischke. 2022. Does Rosie Like Riveting? Male and Female Occupational Choices. *Economica* 89:353, 110-130. [[Crossref](#)]
396. Takao Kato, Yang Song. 2022. Advising, gender, and performance: Evidence from a university with exogenous adviser–student gender match. *Economic Inquiry* 60:1, 121-141. [[Crossref](#)]
397. Elizabeth Katz, Kyle Rozema, Sarath Sanga. 2022. Women in U.S. Law Schools, 1948-2021. *SSRN Electronic Journal* 92. . [[Crossref](#)]
398. Tanmoy Majilla, Abhiman Das. 2022. Does Salesforce Gender Composition Buffer Demand Irregularities? Evidence from Deposits Market. *SSRN Electronic Journal* 55. . [[Crossref](#)]
399. Lisa Toczek, Hans Bosma, Richard Peter. 2021. The Gender Pay Gap: Income Inequality Over Life Course – A Multilevel Analysis. *Frontiers in Sociology* 6. . [[Crossref](#)]
400. Federico Caviggioli, Alessandra Colombelli, Chiara Ravetti. Star inventors and gender gaps in patented innovations 4243-4250. [[Crossref](#)]
401. Oriana Bandiera, Greg Fischer, Andrea Prat, Erina Ytsma. 2021. Do Women Respond Less to Performance Pay? Building Evidence from Multiple Experiments. *American Economic Review: Insights* 3:4, 435-454. [[Abstract](#)] [[View PDF article](#)] [[PDF with links](#)]
402. Laura Pagani. 2021. Diana S. Greenwald: Painting by numbers—data-driven histories of nineteenth-century art, Princeton University Press, 2021. *Journal of Cultural Economics* 45:4, 735-738. [[Crossref](#)]
403. Tchai Tavor, Limor Dina Gonen, Uriel Spiegel. 2021. Reservations on the classical Laffer curve. *The Review of Austrian Economics* 34:4, 479-493. [[Crossref](#)]

404. Maria Micheliana da Costa Silva, Marcelo Henrique Shinkoda. 2021. The gender gap and the COVID-19 pandemic: An analysis of net Brazilian formal job destruction. *Economia* 22:3, 225-238. [[Crossref](#)]
405. Behzad Rouhanizadeh, Sharareh Kermanshachi. 2021. A gender-based analysis of workforce promotion factors in U.S. transportation agencies. *Transportation Research Interdisciplinary Perspectives* 12, 100457. [[Crossref](#)]
406. Conor Lennon. 2021. G.I. Jane Goes to College? Female Educational Attainment, Earnings, and the Servicemen's Readjustment Act of 1944. *The Journal of Economic History* 81:4, 1223-1253. [[Crossref](#)]
407. Hernan Galperin. 2021. "This Gig Is Not for Women": Gender Stereotyping in Online Hiring. *Social Science Computer Review* 39:6, 1089-1107. [[Crossref](#)]
408. Janet C Gornick, Eva Sierminska. 2021. Wealth accumulation and retirement preparedness in cross-national perspective: A gendered analysis of outcomes among single adults. *Journal of European Social Policy* 31:5, 549-564. [[Crossref](#)]
409. Uwe Jirjahn, Jens Mohrenweiser. 2021. Works councils and organizational gender policies in Germany. *British Journal of Industrial Relations* 59:4, 1020-1048. [[Crossref](#)]
410. Benjamin Artz. 2021. Gender, job satisfaction and quits: A generational comparison. *The Social Science Journal* 57, 1-18. [[Crossref](#)]
411. Gaston Brice Nkoumou Ngoa, Ebenezer Lemven Wirba. 2021. Gender disparities in Ugandan urban labor market: an analysis of the gender wage gap. *Labor History* 62:5-6, 781-800. [[Crossref](#)]
412. René Böheim, Marian Fink, Christine Zulehner. 2021. About time: the narrowing gender wage gap in Austria. *Empirica* 48:4, 803-843. [[Crossref](#)]
413. Jay Carlson. 2021. Epistemology of Disagreement, Bias, and Political Deliberation: The Problems for a Conciliatory Democracy. *Topoi* 40:5, 1161-1171. [[Crossref](#)]
414. A. Michelle Wright, Matthew M. Ross. 2021. Human Capital Investment for Adolescents: Barriers and Opportunities. *Journal of Financial Counseling and Planning* 32:3, 387-401. [[Crossref](#)]
415. Stepanenko et al.. 2021. Gender issue in modern education: Theory and practice. *International Journal of ADVANCED AND APPLIED SCIENCES* 8:11, 87-95. [[Crossref](#)]
416. Michael Thaler. 2021. Gender differences in motivated reasoning. *Journal of Economic Behavior & Organization* 191, 501-518. [[Crossref](#)]
417. Alessandra Cassar, Mary L. Rigdon. 2021. Option to cooperate increases women's competitiveness and closes the gender gap. *Evolution and Human Behavior* 42:6, 556-572. [[Crossref](#)]
418. Roshini Brizmohun, Diana Alessandrini, Valentina Hartarska. 2021. Gender wage gap in small islands: Effect of a policy framework in Mauritius. *Review of Development Economics* 25:4, 2207-2229. [[Crossref](#)]
419. Cheng Chou, Ruoyao Shi. 2021. What time use surveys can (and cannot) tell us about labor supply. *Journal of Applied Econometrics* 36:7, 917-937. [[Crossref](#)]
420. Mario Daniele Amore, Orsola Garofalo. 2021. Pay inequality and gender dynamics in top executive positions. *Corporate Governance: An International Review* 29:6, 526-540. [[Crossref](#)]
421. Camilla Gaiaschi. 2021. Highly Skilled Women Reaching the Top: A Cost-free Achievement? Analyzing the Gender Promotion Gap in the Medical Profession. *Social Forces* 100:2, 622-648. [[Crossref](#)]
422. Iga Magda, Katarzyna Safach. 2021. Gender pay gaps in domestic and foreign-owned firms. *Empirical Economics* 61:4, 2237-2263. [[Crossref](#)]

423. Iain Clacher, Beatriz Garcia Osmá, Elvira Scarlat, Karin Shields. 2021. Do commonalities facilitate private information channels? Evidence from common gender and insider trading. *Journal of Corporate Finance* **70**, 102062. [[Crossref](#)]
424. Miriam Marcén, Marina Morales. 2021. Culture and the cross-country differences in the gender commuting gap. *Journal of Transport Geography* **96**, 103184. [[Crossref](#)]
425. Yi Chen, Hong Zhang, Li-An Zhou. 2021. Motherhood and Gender Wage Differentials within a Chinese Firm. *Economic Development and Cultural Change* **70**:1, 283-320. [[Crossref](#)]
426. Nghia Thi Thu Nguyen, Cheng-Tao Tang, Chun Yee Wong. 2021. The Impacts of Social Enterprises on Labor Market Outcomes: Evidence from Vietnam. *Sustainability* **13**:19, 10864. [[Crossref](#)]
427. Gregory B. Upton, Han Yu. 2021. Labor demand shocks and earnings and employment differentials: Evidence from the U.S. shale oil & gas boom. *Energy Economics* **102**, 105462. [[Crossref](#)]
428. Claudio Lucifora, Dominique Meurs, Elena Villar. 2021. The “mommy track” in the workplace. Evidence from a large French firm. *Labour Economics* **72**, 102035. [[Crossref](#)]
429. Luise Görge. 2021. Of housewives and feminists: Gender norms and intra-household division of labour. *Labour Economics* **72**, 102044. [[Crossref](#)]
430. Zhen Yu, Xiaoling Wu, Meng Li, Rufe Guo. 2021. Import competition and the gender gap in labor force participation: Evidence from China. *China Economic Review* **69**, 101689. [[Crossref](#)]
431. Anne-Sophie Bruno, Nathalie Greenan, Jeremy Tanguy. 2021. Does the Gender Mix Influence Collective Bargaining on Gender Equality? Evidence from France. *Industrial Relations: A Journal of Economy and Society* **60**:4, 479-520. [[Crossref](#)]
432. Gianni De Fraja, Sara Lemos, James Rockey. 2021. The Wounds That Do Not Heal: The Lifetime Scar of Youth Unemployment. *Economica* **88**:352, 896-941. [[Crossref](#)]
433. Ashley Orr, Tamara Savage. 2021. Expanding Access to and Ensuring Equity in the Benefits of Remote Work Following the COVID-19 Pandemic. *Journal of Science Policy & Governance* **18**:04. . [[Crossref](#)]
434. Rocío Sánchez-Mangas, Virginia Sánchez-Marcos. 2021. Wage Growth across Fields of Study among Young College Graduates: Is There a Gender Gap?. *CESifo Economic Studies* **67**:3, 251-274. [[Crossref](#)]
435. Cody Cook, Rebecca Diamond, Jonathan V Hall, John A List, Paul Oyer. 2021. The Gender Earnings Gap in the Gig Economy: Evidence from over a Million Rideshare Drivers. *The Review of Economic Studies* **88**:5, 2210-2238. [[Crossref](#)]
436. Martin Dribe, Christopher D. Smith. 2021. Social class and fertility: A long-run analysis of Southern Sweden, 1922–2015. *Population Studies* **75**:3, 305-323. [[Crossref](#)]
437. Rodrigo Troncoso, Louis de Grange, Danae Rodríguez. 2021. The impact of commute time on the gender wage gap: An empirical analysis. *Case Studies on Transport Policy* **9**:3, 1106-1111. [[Crossref](#)]
438. Xiaochu Hu, Michael Dill. 2021. When Physicians Marry Physicians: Gender Inequities in Work Hours and Income. *Women's Health Reports* **2**:1, 422-429. [[Crossref](#)]
439. Julia B. Bear. 2021. Forget the “Mommy Track”: Temporal Flexibility Increases Promotion Aspirations for Women and Reduces Gender Gaps. *Psychology of Women Quarterly* **45**:3, 294-307. [[Crossref](#)]
440. Maik Hamjediers. 2021. Can Regional Gender Ideologies Account for Variation of Gender Pay Gaps? The Case of Germany. *Social Sciences* **10**:9, 347. [[Crossref](#)]
441. Deepak Malghan, Hema Swaminathan. 2021. Global trends in intra-household gender inequality. *Journal of Economic Behavior & Organization* **189**, 515-546. [[Crossref](#)]
442. Christoph Breunig, Iuliia Grabova, Peter Haan, Felix Weinhardt, Georg Weizsäcker. 2021. Long-run expectations of households. *Journal of Behavioral and Experimental Finance* **31**, 100535. [[Crossref](#)]

443. Antonia Grohmann, Olaf Hübler, Roy Kouwenberg, Lukas Menkhoff. 2021. Financial literacy: Thai middle-class women do not lag behind. *Journal of Behavioral and Experimental Finance* 31, 100537. [[Crossref](#)]
444. Pietro Biroli, Steven Bosworth, Marina Della Giusta, Amalia Di Girolamo, Sylvia Jaworska, Jeremy Vollen. 2021. Family Life in Lockdown. *Frontiers in Psychology* 12. . [[Crossref](#)]
445. Thiago Morello, Jacqueline Anjolim. 2021. Gender wage discrimination in Brazil from 1996 to 2015: A matching analysis. *Economia* 22:2, 114-128. [[Crossref](#)]
446. Waverly W. Ding, Atsushi Ohyama, Rajshree Agarwal. 2021. Trends in gender pay gaps of scientists and engineers in academia and industry. *Nature Biotechnology* 39:8, 1019-1024. [[Crossref](#)]
447. Terra McKinnish. 2021. Prevalence of Long Work Hours by Spouse's Degree Field and the Labor Market Outcomes of Skilled Women. *ILR Review* 74:4, 898-919. [[Crossref](#)]
448. Di Di. 2021. Gendered Paths to Enlightenment: The Intersection of Gender and Religion in Buddhist Temples in Mainland China and the United States. *Social Currents* 8:4, 341-357. [[Crossref](#)]
449. Patrick Ishizuka. 2021. The Motherhood Penalty in Context: Assessing Discrimination in a Polarized Labor Market. *Demography* 58:4, 1275-1300. [[Crossref](#)]
450. Patrick Ishizuka, Kelly Musick. 2021. Occupational Inflexibility and Women's Employment During the Transition to Parenthood. *Demography* 58:4, 1249-1274. [[Crossref](#)]
451. Jia Wang, Raymond Sin-Kwok Wong. 2021. Gender-oriented statistical discrimination: Aggregate fertility, economic sector, and earnings among young Chinese workers. *Research in Social Stratification and Mobility* 74, 100622. [[Crossref](#)]
452. Andreas Menzel, Christopher Woodruff. 2021. Gender wage gaps and worker mobility: Evidence from the garment sector in Bangladesh. *Labour Economics* 71, 102000. [[Crossref](#)]
453. Samantha L. Morello, Jordan Genovese, Anne Pankowski, Emma A. Sweet, Scott J. Hetzel. 2021. Occupational segregation by gender in veterinary specialties: Who we are choosing, or who is choosing us. *Veterinary Surgery* 50:6, 1191-1200. [[Crossref](#)]
454. Altantsetseg Batchuluun. 2021. The gender wage gap in Mongolia: Sectoral segregation as a driving factor. *Review of Development Economics* 25:3, 1437-1465. [[Crossref](#)]
455. Dragana Stojmenovska, Paula England. 2021. Parenthood and the Gender Gap in Workplace Authority. *European Sociological Review* 37:4, 626-640. [[Crossref](#)]
456. Pekka Räsänen, Pirjo Aunio, Anu Laine, Airi Hakkarainen, Eija Väisänen, Jonatan Finell, Teemu Rajala, Mikko-Jussi Laakso, Johan Korhonen. 2021. Effects of Gender on Basic Numerical and Arithmetic Skills: Pilot Data From Third to Ninth Grade for a Large-Scale Online Dyscalculia Screener. *Frontiers in Education* 6. . [[Crossref](#)]
457. Magnus Bygren, Michael Gähler, Charlotta Magnusson. 2021. The Constant Gap: Parenthood Premiums in Sweden 1968–2010. *Social Forces* 100:1, 137-168. [[Crossref](#)]
458. Peter T. Calcagno, Meg M. Montgomery. 2021. The gender wage gap: an analysis of US congressional staff members. *Public Choice* 188:1-2, 183-201. [[Crossref](#)]
459. Haoran He, David Neumark, Qian Weng. 2021. Do Workers Value Flexible Jobs? A Field Experiment. *Journal of Labor Economics* 39:3, 709-738. [[Crossref](#)]
460. Tom Buchanan, Adian McFarlane, Anupam Das. 2021. The Gender Gap in Market Work Hours Among Canadians: Examining Essential(ist) Linkages to Parenting Time and Household Labour Hours. *Journal of Interdisciplinary Economics* 33:2, 167-189. [[Crossref](#)]
461. David B. Monaghan. 2021. Predictors of College Enrollment across the Life Course: Heterogeneity by Age and Gender. *Education Sciences* 11:7, 344. [[Crossref](#)]

462. Miryam Martínez-Martínez, Manuel Molina-López, Ruth Mateos de Cabo, Patricia Gabaldón, Susana González-Pérez, Gregorio Izquierdo. 2021. Awakenings: An Authentic Leadership Development Program to Break the Glass Ceiling. *Sustainability* 13:13, 7476. [[Crossref](#)]
463. Rita Pető, Balázs Reizer. 2021. Gender differences in the skill content of jobs. *Journal of Population Economics* 34:3, 825-864. [[Crossref](#)]
464. John Corbit, Katie Lamirato, Katherine McAuliffe. 2021. Children in the United States and Peru Pay to Correct Gender-Based Inequality. *Child Development* 92:4, 1291-1308. [[Crossref](#)]
465. Maya Eden. 2021. Time-Inseparable Labor Productivity and the Workweek*. *The Scandinavian Journal of Economics* 123:3, 940-965. [[Crossref](#)]
466. Julian Aramburu, Ana Goicoechea, Ahmed Mushfiq Mobarak. Coding Bootcamps for Female Digital Employment: Evidence from an RCT in Argentina and Colombia . [[Crossref](#)]
467. Philip Rosenbaum. 2021. Pregnancy or motherhood cost? A comparison of the child penalty for adopting and biological parents. *Applied Economics* 53:29, 3408-3422. [[Crossref](#)]
468. Nina Smith, Tor Eriksson, Valdemar Smith. 2021. Gender stereotyping and self-stereotyping among Danish managers. *Gender in Management: An International Journal* 36:5, 622-639. [[Crossref](#)]
469. Smita Das, Clara Delavallade, Ayodele Fashogbon, Wale Ogunleye, Sreelakshmi Papineni. Occupational Sex Segregation in Agriculture: Evidence on Gender Norms and Socio-Emotional Skills in Nigeria . [[Crossref](#)]
470. Ana Fernandes, Martin Huber, Giannina Vaccaro. 2021. Gender differences in wage expectations. *PLOS ONE* 16:6, e0250892. [[Crossref](#)]
471. Tania L. King, Yamna Taouk, Anthony D. LaMontagne, Humaira Maheen, Anne M. Kavanagh. 2021. Gendered associations between household labour force participation and mental health using 17 waves of Australian cohort data. *Social Psychiatry and Psychiatric Epidemiology* 56:6, 1035-1047. [[Crossref](#)]
472. Ben Jann, Barbara Zimmermann, Andreas Diekmann. 2021. Lohngerechtigkeit und Geschlechternormen: Erhalten Männer eine Heiratsprämie?. *KZfjSS Kölner Zeitschrift für Soziologie und Sozialpsychologie* 73:2, 201-229. [[Crossref](#)]
473. Maryam Dilmaghani. 2021. The gender gap in competitive chess across countries: Commanding queens in command economies. *Journal of Comparative Economics* 49:2, 425-441. [[Crossref](#)]
474. Jennifer Graves, Zoë Kuehn. 2021. Specializing in growing sectors: Wage returns and gender differences. *Labour Economics* 70, 101994. [[Crossref](#)]
475. François Contensou, Radu Vranceanu. 2021. Working time and wage rate differences: Revisiting the role of preferences and labor scarcity. *Research in Economics* 75:2, 164-175. [[Crossref](#)]
476. Pilar Gonalons-Pons, Christine R. Schwartz, Kelly Musick. 2021. Changes in Couples' Earnings Following Parenthood and Trends in Family Earnings Inequality. *Demography* 58:3, 1093-1117. [[Crossref](#)]
477. Danilo Cavapozzi, Marco Francesconi, Cheti Nicoletti. 2021. The impact of gender role norms on mothers' labor supply. *Journal of Economic Behavior & Organization* 186, 113-134. [[Crossref](#)]
478. Tim Kovalenko, Marina Töpfer. 2021. Cyclical dynamics and the gender pay gap: A structural VAR approach. *Economic Modelling* 99, 105488. [[Crossref](#)]
479. Jason A. Grissom, Jennifer D. Timmer, Jennifer L. Nelson, Richard S.L. Blissett. 2021. Unequal pay for equal work? Unpacking the gender gap in principal compensation. *Economics of Education Review* 82, 102114. [[Crossref](#)]
480. Jill E. Yavorsky, Yue Qian, Amanda C. Sargent. 2021. The gendered pandemic: The implications of COVID-19 for work and family. *Sociology Compass* 15:6. . [[Crossref](#)]

481. Katherine B. Coffman, Christine L. Exley, Muriel Niederle. 2021. The Role of Beliefs in Driving Gender Discrimination. *Management Science* 67:6, 3551-3569. [[Crossref](#)]
482. Charlotta Magnusson. 2021. Flexible time – but is the time owned? Family friendly and family unfriendly work arrangements, occupational gender composition and wages: a test of the mother-friendly job hypothesis in Sweden. *Community, Work & Family* 24:3, 291-314. [[Crossref](#)]
483. Anna-Karin Nylin, Kelly Musick, Sunnee Billingsley, Ann-Zofie Duvander, Marie Evertsson. 2021. Trends in Women's Relative Earnings Within Couples Across the Transition to Parenthood in Sweden, 1987–2007. *European Sociological Review* 37:3, 349-364. [[Crossref](#)]
484. Hyungjin Cho, Sera Choi, Dae-Hyun Kwon. 2021. Employee tenure and earnings management through real activities manipulation. *Asia-Pacific Journal of Accounting & Economics* 28:3, 387-410. [[Crossref](#)]
485. German Cubas, Chinhui Juhn, Pedro Silos. 2021. Work-Care Balance over the Day and the Gender Wage Gap. *AEA Papers and Proceedings* 111, 149-153. [[Abstract](#)] [[View PDF article](#)] [[PDF with links](#)]
486. Matthew Wiswall, Basit Zafar. 2021. Human Capital Investments and Expectations about Career and Family. *Journal of Political Economy* 129:5, 1361-1424. [[Crossref](#)]
487. Cevat Giray Aksoy, Berkay Özcan, Julia Philipp. 2021. Robots and the gender pay gap in Europe. *European Economic Review* 134, 103693. [[Crossref](#)]
488. Erling Barth, Sari Pekkala Kerr, Claudia Olivetti. 2021. The dynamics of gender earnings differentials: Evidence from establishment data. *European Economic Review* 134, 103713. [[Crossref](#)]
489. Inés Berniell, Lucila Berniell, Dolores de la Mata, María Edo, Mariana Marchionni. 2021. Gender gaps in labor informality: The motherhood effect. *Journal of Development Economics* 150, 102599. [[Crossref](#)]
490. Francesco Pastore, Allan Webster, Kevin Hope. 2021. Assessing the role of women in tourism related sectors in the Caribbean. *International Journal of Tourism Research* 23:3, 378-400. [[Crossref](#)]
491. Érica Custódia de Oliveira, Tania Casado. 2021. Work-nonwork conflict: an urgent situation for Brazilian women. *RAUSP Management Journal* 56:1, 71-87. [[Crossref](#)]
492. Jaya Krishnakumar, Brinda Viswanathan. 2021. Role of social and institutional factors in Indian women's labour force participation and hours worked. *Journal of the Asia Pacific Economy* 26:2, 230-251. [[Crossref](#)]
493. Benedikte Bjerger, Nina Torm, Neda Trifkovic. 2021. Can training close the gender wage gap? Evidence from Vietnamese SMEs. *Oxford Development Studies* 49:2, 119-132. [[Crossref](#)]
494. Ignacio Amate-Fortes, Almudena Guarnido-Rueda, Diego Martínez-Navarro, Francisco J. Oliver-Márquez. 2021. Measuring inequality in income distribution between men and women: what causes gender inequality in Europe?. *Quality & Quantity* 55:2, 395-418. [[Crossref](#)]
495. Tom Buchanan, Adian McFarlane, Anupam Das. 2021. Examining the family dynamics of the Canadian gender income gap. *SN Social Sciences* 1:4. . [[Crossref](#)]
496. Melinda N. Ritchie, Hye Young You. 2021. Women's Advancement in Politics: Evidence from Congressional Staff. *The Journal of Politics* 83:2, 421-438. [[Crossref](#)]
497. Mengsha Luo. 2021. Cohort dynamics in relation to gender attitudes in China. *Chinese Journal of Sociology* 7:2, 194-216. [[Crossref](#)]
498. Naomi Gershoni, Corinne Low. 2021. The power of time: The impact of free IVF on Women's human capital investments. *European Economic Review* 133, 103645. [[Crossref](#)]
499. Gordon B Dahl, Andreas Kotsadam, Dan-Olof Rooth. 2021. Does Integration Change Gender Attitudes? The Effect of Randomly Assigning Women to Traditionally Male Teams. *The Quarterly Journal of Economics* 136:2, 987-1030. [[Crossref](#)]

500. Nan L. Maxwell, Nathan Wozny. 2021. Gender Gaps in Time Use and Labor Market Outcomes: What's Norms Got to Do with it?. *Journal of Labor Research* **42**:1, 56-77. [[Crossref](#)]
501. Thomas Buser, Eva Ranehill, Roel van Veldhuizen. 2021. Gender differences in willingness to compete: The role of public observability. *Journal of Economic Psychology* **83**, 102366. [[Crossref](#)]
502. Nathalie Havet, Caroline Bayart, Patrick Bonnel. 2021. Why do Gender Differences in Daily Mobility Behaviours persist among workers?. *Transportation Research Part A: Policy and Practice* **145**, 34-48. [[Crossref](#)]
503. Lukáš Laffers, Bernhard Schmidpeter. 2021. Early child development and parents' labor supply. *Journal of Applied Econometrics* **36**:2, 190-208. [[Crossref](#)]
504. Nicola Gagliardi, Benoît Mahy, François Rycx. 2021. Upstreamness, Wages and Gender: Equal Benefits for All?. *British Journal of Industrial Relations* **59**:1, 52-83. [[Crossref](#)]
505. Guyonne Kalb, Jordy Meeke. 2021. Wage Growth Distribution and Changes over Time: 2001–2018. *Australian Economic Review* **54**:1, 76-93. [[Crossref](#)]
506. Justin Barnette, Kennedy Odongo, C. Lockwood Reynolds. 2021. Changes Over Time in the Cost of Job Loss for Young Men and Women. *The B.E. Journal of Economic Analysis & Policy* **21**:1, 335-378. [[Crossref](#)]
507. Deborah Young, Nicole Sager. Two Diverse Communities Who Are Refugees Transforming Their Parenting and Self Efficacy Skills through Early Childhood Education . [[Crossref](#)]
508. Catarina Angelo, Ana Balcão Reis. 2021. Gender gaps in different grading systems. *Education Economics* **29**:1, 105-119. [[Crossref](#)]
509. Bun Song Lee, Jennifer Klein, Mark Wohar, Sangsin Kim. 2021. Factors delaying marriage in Korea: an analysis of the Korean population census data for 1990–2010. *Asian Population Studies* **17**:1, 71-93. [[Crossref](#)]
510. Vasiliki Bozani. Masculinity, Femininity, and Workplace Outcomes 1-27. [[Crossref](#)]
511. Miriam Marcén. Gender, Time Allocation, and Birth Controls 1-14. [[Crossref](#)]
512. Nasrin Jahan Jinia, Mohammed Asaduzzaman. Gender Inequality and Sustainable Development 1-10. [[Crossref](#)]
513. Nasrin Jahan Jinia, Mohammed Asaduzzaman. Gender Inequality and Sustainable Development 279-289. [[Crossref](#)]
514. Maryia Akulava, Alina Verashchagina. Dynamics of the Gender Wage Gap in Belarus: Are There Any Changes from 2001 to 2016? 161-179. [[Crossref](#)]
515. Luca Bonacini, Giovanni Gallo, Sergio Scicchitano. 2021. Working from home and income inequality: risks of a 'new normal' with COVID-19. *Journal of Population Economics* **34**:1, 303-360. [[Crossref](#)]
516. Pål Schøne, Marte Strøm. 2021. Regional Oil-shock and Household Adaption. *SSRN Electronic Journal* . [[Crossref](#)]
517. Deepak Malghan, Hema Swaminathan. 2021. Global Trends in Intra-household Gender Inequality. *SSRN Electronic Journal* **105** . . [[Crossref](#)]
518. Eileen B. Nchanji, Odhiambo A. Collins, Enid Katungi, Agness Nduguru, Catherine Kabungo, Esther M. Njuguna, Chris O. Ojiewo. 2021. What Does Gender Yield Gap Tell Us about Smallholder Farming in Developing Countries?. *Sustainability* **13**:1, 77. [[Crossref](#)]
519. Amaia Altuzarra, Catalina Gálvez-Gálvez, Ana González-Flores. 2021. Is Gender Inequality a Barrier to Economic Growth? A Panel Data Analysis of Developing Countries. *Sustainability* **13**:1, 367. [[Crossref](#)]
520. Tomáš Doseděl. Proměna role vzdělání v době čtvrté průmyslové revoluce . [[Crossref](#)]

521. Ray Bachan, Alex Bryson. 2021. The Gender Wage Gap Among University Vice Chancellors in the UK. *SSRN Electronic Journal* **3858**. . [[Crossref](#)]
522. Jeremy Greenwood, Nezh Guner, Ricardo Marto. 2021. The Great Transition: Kuznets Facts for Family-Economists. *SSRN Electronic Journal* **14**. . [[Crossref](#)]
523. Vidhi Chhaochharia, Mengqiao Du, Alexandra Niessen-Ruenzi. 2021. Do Counter-Stereotypical Female Role Models Impact Women's Occupational Choices?. *SSRN Electronic Journal* **106**. . [[Crossref](#)]
524. A. Michelle Wright, Matthew M. Ross. 2021. Human Capital Investment for Adolescents: Barriers and Opportunities. *SSRN Electronic Journal* **20**. . [[Crossref](#)]
525. Anirban Mukherjee, Sukanya Sarkhel. 2021. Patriarchal Norms and Women's Labor Market Outcomes. *SSRN Electronic Journal* **36**. . [[Crossref](#)]
526. Jeffrey Denning, Brian A. Jacob, Lars John Lefgren, Christian vom Lehn. 2021. The Return to Hours Worked within and Across Occupations: Implications for the Gender Wage Gap. *SSRN Electronic Journal* **4**. . [[Crossref](#)]
527. Xiqian Cai, Pei Li, Yi Lu, Hong Song. 2021. Gender In-Group Bias: Evidence from Judicial Decisions. *SSRN Electronic Journal* **91**. . [[Crossref](#)]
528. Enrico Rubolino. 2021. Taxing the Gender Gap: Labor Market Effects of a Payroll Tax Cut for Women in Italy. *SSRN Electronic Journal* **68**. . [[Crossref](#)]
529. Nuria Rodriguez-Planas, Ryuichi Tanaka. 2021. Gender Norms and Women's Decision to Work: Evidence from Japan. *SSRN Electronic Journal* **7**. . [[Crossref](#)]
530. Sophie Calder-Wang, Paul A. Gompers, Patrick Sweeney. 2021. Venture Capital's 'Me Too' Moment. *SSRN Electronic Journal* **60**. . [[Crossref](#)]
531. Sophie Calder-Wang, Paul A. Gompers, Patrick Sweeney. 2021. Venture Capital's 'Me Too' Moment. *SSRN Electronic Journal* **60**. . [[Crossref](#)]
532. Kris Hardies. 2021. Normalizing Gender Equality. *SSRN Electronic Journal* **3**. . [[Crossref](#)]
533. Renée B. Adams, Michelle B. Lowry. 2021. What's Good for Women Is Good for Science. *SSRN Electronic Journal* **32**. . [[Crossref](#)]
534. Jos N. van Ommeren, Ismir Mulalic. 2021. Commuting, Children and the Gender Wage Gap. *SSRN Electronic Journal* **83**. . [[Crossref](#)]
535. Julio González-Díaz, Ignacio Palacios-Huerta, José Manuel Abuín Mosquera. 2021. Personal Bests and Gender. *SSRN Electronic Journal* **83**. . [[Crossref](#)]
536. Robert W. Fairlie. 2021. The Evolving Impacts of the COVID-19 Pandemic on Gender Inequality in the U.S. Labor Market: The COVID Motherhood Penalty. *SSRN Electronic Journal* **35**. . [[Crossref](#)]
537. Scott Kim, Petra Moser. 2021. Women in Science. Lessons from the Baby Boom. *SSRN Electronic Journal* **125**. . [[Crossref](#)]
538. René Karadacic, Ulrika Ahrsjö, Joachim Kahr Rasmussen. 2021. Intergenerational Mobility Trends and the Changing Role of Female Labor. *SSRN Electronic Journal* **111**. . [[Crossref](#)]
539. Simone Moriconi, Nuria Rodriguez-Planas. 2021. Gender Norms and the Motherhood Employment Gap. *SSRN Electronic Journal* **92**. . [[Crossref](#)]
540. Michihito Ando, Masato Furuichi, Yoshihiro Kaneko. 2021. Does universal long-term care insurance boost female labor force participation? Macro-level evidence. *IZA Journal of Labor Policy* **11**:1. . [[Crossref](#)]
541. Alexandra Niessen-Ruenzi, Leah Zimmerer. 2021. The Value of Qualification Signals for Women's Careers. *SSRN Electronic Journal* **24**. . [[Crossref](#)]

542. Ina Ganguli, Ricardo Hausmann, Martina Viarengo. 2021. Gender Differences in Professional Career Dynamics: New Evidence from a Global Law Firm. *Economica* **88**:349, 105-128. [[Crossref](#)]
543. Nigar Nargis, Qing Li, Lauren Griffin, Samuel Asare, Priti Bandi, Anuja Majmundar, J Lee Westmaas, Ahmedin Jemal. 2021. Association of teleworking and smoking behavior of U.S. wage and salary workers. *Journal of Occupational Health* **63**:1. . [[Crossref](#)]
544. Heather Joshi, Alexander Bryson, David Wilkinson, Kelly Ward. 2021. The gender gap in wages over the life course: Evidence from a British cohort born in 1958. *Gender, Work & Organization* **28**:1, 397-415. [[Crossref](#)]
545. Monica Costa Dias, Robert Joyce, Francesca Parodi. 2020. The gender pay gap in the UK: children and experience in work. *Oxford Review of Economic Policy* **36**:4, 855-881. [[Crossref](#)]
546. Alex Bryson, Heather Joshi, Bożena Wielgoszewska, David Wilkinson. 2020. A short history of the gender wage gap in Britain. *Oxford Review of Economic Policy* **36**:4, 836-854. [[Crossref](#)]
547. Gozde Corekcioglu, Marco Francesconi, Astrid Kunze. 2020. Do generous parental leave policies help top female earners?. *Oxford Review of Economic Policy* **36**:4, 882-902. [[Crossref](#)]
548. Guido Matias Cortes, Ana Oliveira, Anna Salomons. 2020. Do technological advances reduce the gender wage gap?. *Oxford Review of Economic Policy* **36**:4, 903-924. [[Crossref](#)]
549. Thomas Le Barbanchon, Roland Rathelot, Alexandra Roulet. 2020. Gender Differences in Job Search: Trading off COMMUTE AGAINST WAGE*. *The Quarterly Journal of Economics* **136**:1, 381-426. [[Crossref](#)]
550. Paola Profeta. 2020. Gender Equality and Public Policy during COVID-19. *CESifo Economic Studies* **66**:4, 365-375. [[Crossref](#)]
551. Clemens Ohlert, Pauline Boos. 2020. Auswirkungen der Digitalisierung auf Geschlechterungleichheiten. *Arbeit* **29**:3-4, 195-218. [[Crossref](#)]
552. Francine D. Blau, Lawrence M. Kahn, Matthew Comey, Amanda Eng, Pamela Meyerhofer, Alexander Willén. 2020. Culture and gender allocation of tasks: source country characteristics and the division of non-market work among US immigrants. *Review of Economics of the Household* **18**:4, 907-958. [[Crossref](#)]
553. Jose Maria Fernandez-Crehuet, Luis Alberiko Gil-Alana, Cristina Martí Barco. 2020. Unemployment and Fertility: A Long Run Relationship. *Social Indicators Research* **152**:3, 1177-1196. [[Crossref](#)]
554. Jiafu An. 2020. Is there an employee-based gender gap in informal financial markets? International evidence. *Journal of Corporate Finance* **65**, 101737. [[Crossref](#)]
555. Maryam Dilmaghani. 2020. Gender differences in performance under time constraint: Evidence from chess tournaments. *Journal of Behavioral and Experimental Economics* **89**, 101505. [[Crossref](#)]
556. Leroy Gonsalves. 2020. From Face Time to Flex Time: The Role of Physical Space in Worker Temporal Flexibility. *Administrative Science Quarterly* **65**:4, 1058-1091. [[Crossref](#)]
557. Anja Roth. 2020. How the provision of childcare affects attitudes towards maternal employment. *Swiss Journal of Economics and Statistics* **156**:1. . [[Crossref](#)]
558. Ardiana Gashi, Nick Adnett. 2020. Are Women Really Paid More than Men in Kosovo? Unpicking the Evidence. *South East European Journal of Economics and Business* **15**:2, 83-95. [[Crossref](#)]
559. Olga Alonso-Villar, Coral del Río. 2020. The welfare effects of occupational segregation by gender and race: Differences across US Regions. *Papers in Regional Science* **99**:6, 1773-1797. [[Crossref](#)]
560. Juan J Dolado, Cecilia García-Peñalosa, Linas Tarasonis. 2020. The changing nature of gender selection into employment over the great recession*. *Economic Policy* **85**. . [[Crossref](#)]
561. Judith Liu. The Long-term Impact of Work-hour Regulations on Physician Labor Supply 27-60. [[Crossref](#)]

562. Rebecca Ponce de Leon, Sara Wingrove, Aaron C. Kay. 2020. Scientific skepticism and inequality: Political and ideological roots. *Journal of Experimental Social Psychology* **91**, 104045. [[Crossref](#)]
563. Amirhosein Jafari, Behzad Rouhanizadeh, Sharareh Kermanshachi, Munahil Murrieum. 2020. Predictive Analytics Approach to Evaluate Wage Inequality in Engineering Organizations. *Journal of Management in Engineering* **36:6**. . [[Crossref](#)]
564. Francesca Barigozzi, Helmuth Cremer, Kerstin Roeder. 2020. Caregivers in the family: Daughters, sons and social norms. *European Economic Review* **130**, 103589. [[Crossref](#)]
565. Carolina Castagnetti, Luisa Rosti, Marina Töpfer. 2020. Discriminate me — If you can! The disappearance of the gender pay gap among public-contest selected employees in Italy. *Gender, Work & Organization* **27:6**, 1040-1076. [[Crossref](#)]
566. Maria Gebbels, Xiongbin Gao, Wenjie Cai. 2020. Let's not just "talk" about it: reflections on women's career development in hospitality. *International Journal of Contemporary Hospitality Management* **32:11**, 3623-3643. [[Crossref](#)]
567. Leonardo Bursztyń, Alessandra L. González, David Yanagizawa-Drott. 2020. Misperceived Social Norms: Women Working Outside the Home in Saudi Arabia. *American Economic Review* **110:10**, 2997-3029. [[Abstract](#)] [[View PDF article](#)] [[PDF with links](#)]
568. Suqin Ge, Yu Zhou. 2020. Robots, computers, and the gender wage gap. *Journal of Economic Behavior & Organization* **178**, 194-222. [[Crossref](#)]
569. Ruta Yemane. 2020. Cumulative disadvantage? The role of race compared to ethnicity, religion, and non-white phenotype in explaining hiring discrimination in the U.S. labour market. *Research in Social Stratification and Mobility* **69**, 100552. [[Crossref](#)]
570. Gauri Kartini Shastri, Olga Shurchkov, Lingjun Lotus Xia. 2020. Luck or skill: How women and men react to noisy feedback. *Journal of Behavioral and Experimental Economics* **88**, 101592. [[Crossref](#)]
571. Asif M. Islam, Isis Gaddis, Amparo Palacios López, Mohammad Amin. 2020. The Labor Productivity Gap between Formal Businesses Run by Women and Men. *Feminist Economics* **26:4**, 228-258. [[Crossref](#)]
572. Ning Zhang, Jiang Li. 2020. Do neutral names have an influence on scientists' research impact. *Proceedings of the Association for Information Science and Technology* **57:1**. . [[Crossref](#)]
573. André Grow, Jan Van Bavel. 2020. The Gender Cliff in the Relative Contribution to the Household Income: Insights from Modelling Marriage Markets in 27 European Countries. *European Journal of Population* **36:4**, 711-733. [[Crossref](#)]
574. Heejung Chung, Mariska van der Horst. 2020. Flexible Working and Unpaid Overtime in the UK: The Role of Gender, Parental and Occupational Status. *Social Indicators Research* **151:2**, 495-520. [[Crossref](#)]
575. Luiza Antonie, Laura Gatto, Miana Plesca. 2020. Full-Time and Part-Time Work and the Gender Wage Gap. *Atlantic Economic Journal* **48:3**, 313-326. [[Crossref](#)]
576. Holly Monti, Martha Stinson, Lori Zehr. 2020. How Long Do Early Career Decisions Follow Women? The Impact of Employer History on the Gender Wage Gap. *Journal of Labor Research* **41:3**, 189-232. [[Crossref](#)]
577. Randy Albelda, Aimee Bell-Pasht, Charalampos Konstantinidis. 2020. Gender and Precarious Work in the United States: Evidence from the Contingent Work Supplement 1995–2017. *Review of Radical Political Economics* **52:3**, 542-563. [[Crossref](#)]
578. Izaskun Barba, Belen Iraizoz. 2020. Effect of the Great Crisis on Sectoral Female Employment in Europe: A Structural Decomposition Analysis. *Economies* **8:3**, 64. [[Crossref](#)]
579. William E. Even, David A. Macpherson. 2020. The Gender Wage Gap and the Fair Calculations Act. *Journal of Forensic Economics* **29:1**, 39-58. [[Crossref](#)]

580. Christa Taylor, Zorana Ivcevic, Julia Moeller, Marc Brackett. 2020. Gender and support for creativity at work. *Creativity and Innovation Management* 29:3, 453-464. [[Crossref](#)]
581. Bobbi Thomason, Inmaculada Macias-Alonso. 2020. COVID-19 and raising the value of care. *Gender, Work & Organization* 27:5, 705-708. [[Crossref](#)]
582. Alexandre Mas, Amanda Pallais. 2020. Alternative Work Arrangements. *Annual Review of Economics* 12:1, 631-658. [[Crossref](#)]
583. Langchuan Peng, Xi Wang, Shanshan Ying. 2020. The heterogeneity of beauty premium in China: Evidence from CFPS. *Economic Modelling* 90, 386-396. [[Crossref](#)]
584. Francesca Barigozzi, Helmuth Cremer, Kerstin Roeder. 2020. Having it all, for all: Child-care subsidies and income distribution reconciled. *Journal of Economic Behavior & Organization* 176, 188-211. [[Crossref](#)]
585. Jonathan Kalodimos, Keith Leavitt. 2020. Experimental Shareholder Activism: A novel approach for studying top management decision making and employee career issues. *Journal of Vocational Behavior* 120, 103429. [[Crossref](#)]
586. Philip Rosenbaum. 2020. Does early childbearing matter? New approach using Danish register data. *Labour Economics* 65, 101852. [[Crossref](#)]
587. Pawel Krolikowski, Mike Zabek, Patrick Coate. 2020. Parental proximity and earnings after job displacements. *Labour Economics* 65, 101877. [[Crossref](#)]
588. Kelly Musick, Megan Doherty Bea, Pilar Gonalons-Pons. 2020. His and Her Earnings Following Parenthood in the United States, Germany, and the United Kingdom. *American Sociological Review* 85:4, 639-674. [[Crossref](#)]
589. Izaskun Zuazu. 2020. Graduates' Opium? Cultural Values, Religiosity and Gender Segregation by Field of Study. *Social Sciences* 9:8, 135. [[Crossref](#)]
590. . The Cambridge Handbook of the International Psychology of Women 1, . [[Crossref](#)]
591. . Work and Family Issues 273-372. [[Crossref](#)]
592. S. Alvin Leung, Rachel Gali Cinamon. Career Development of Women 275-288. [[Crossref](#)]
593. Elana Feldman, Erin M. Reid, Melissa Mazmanian. 2020. Signs of Our Time: Time-Use as Dedication, Performance, Identity, and Power in Contemporary Workplaces. *Academy of Management Annals* 14:2, 598-626. [[Crossref](#)]
594. Dora Gicheva. 2020. Occupational Social Value and Returns to Long Hours. *Economica* 87:347, 682-712. [[Crossref](#)]
595. Patricia Trejo-Encarnación, Diana Hernández-Gómez, Zoraida Blancas-Olvera. 2020. Business empowerment of women in the Mypes. Francisco I. Madero Case. *Journal Business Administration and Business Economics Marketing Accounting* 23-29. [[Crossref](#)]
596. Ayşegül DEMİR. 2020. TOPLUMSAL CİNSİYET ALGISI VE KARIYER KARARSIZLIĞI: SİNOP ÖRNEĞİ. *Avrasya Uluslararası Araştırmalar Dergisi* 8:22, 1-17. [[Crossref](#)]
597. Gayle Kaufman, Molly Bair. 2020. Attitudes toward Working Mothers and Work-Oriented Fathers in the U.S. *Journal of Family Issues* 20, 0192513X2092906. [[Crossref](#)]
598. Joshua Hall, Amanda Ross, Jamie Bologna Pavlik. 2020. Laissez-Faire Economic Policy in a World Where Gender Income Gaps Exist: Helping or Hurting?. *Journal of Economics, Race, and Policy* 3:2, 144-158. [[Crossref](#)]
599. Sumayya Ahmad, Pradeep Ramulu, Esen Akpek, Avnish Deobhakta, Janek Klawe. 2020. Gender-Specific Trends in Ophthalmologist Medicare Collections. *American Journal of Ophthalmology* 214, 32-39. [[Crossref](#)]

600. Steffen Viete, Daniel Erdsiek. 2020. Mobile Information Technologies and Firm Performance: The Role of Employee Autonomy. *Information Economics and Policy* **51**, 100863. [[Crossref](#)]
601. Barbara Petrongolo, Maddalena Ronchi. 2020. Gender gaps and the structure of local labor markets. *Labour Economics* **64**, 101819. [[Crossref](#)]
602. Mauricio Drelichman, David González Agudo. 2020. The Gender Wage Gap in Early Modern Toledo, 1550–1650. *The Journal of Economic History* **80:2**, 351–385. [[Crossref](#)]
603. Ewa Cukrowska-Torzewska, Iga Magda. 2020. The gender wage gap in the workplace: Does the age of the firm matter?. *European Journal of Industrial Relations* **26:2**, 123–137. [[Crossref](#)]
604. Julian Kolev, Yuly Fuentes-Medel, Fiona Murray. 2020. Gender Differences in Scientific Communication and Their Impact on Grant Funding Decisions. *AEA Papers and Proceedings* **110**, 245–249. [[Abstract](#)] [[View PDF article](#)] [[PDF with links](#)]
605. Marianne Bertrand. 2020. Gender in the Twenty-First Century. *AEA Papers and Proceedings* **110**, 1–24. [[Abstract](#)] [[View PDF article](#)] [[PDF with links](#)]
606. David Ong, Yu (Alan) Yang, Junsen Zhang. 2020. Hard to get: The scarcity of women and the competition for high-income men in urban China. *Journal of Development Economics* **144**, 102434. [[Crossref](#)]
607. Ewa Cukrowska-Torzewska, Anna Matysiak. 2020. The motherhood wage penalty: A meta-analysis. *Social Science Research* **88–89**, 102416. [[Crossref](#)]
608. John T. Addison, Liwen Chen, Orgul D. Ozturk. 2020. Occupational Skill Mismatch: Differences by Gender and Cohort. *ILR Review* **73:3**, 730–767. [[Crossref](#)]
609. Elizabeth Gregory, Audrey K. Miller. 2020. Houston/Harris County gender & sexuality data: Initial report. *Sexuality, Gender & Policy* **3:1**, 8–22. [[Crossref](#)]
610. Paola Profeta. Gender Equality and Public Policy **40**, . [[Crossref](#)]
611. Carlos Gradín. 2020. Segregation of women into low-paying occupations in the United States. *Applied Economics* **52:17**, 1905–1920. [[Crossref](#)]
612. Marisa Turesky, Mildred E. Warner. 2020. Gender Dynamics in the Planning Workplace. *Journal of the American Planning Association* **86:2**, 157–170. [[Crossref](#)]
613. Todd R. Jones, Michael S. Kofoed. 2020. Do peers influence occupational preferences? Evidence from randomly-assigned peer groups at West Point. *Journal of Public Economics* **184**, 104154. [[Crossref](#)]
614. Leonie Gerhards, Michael Kosfeld. 2020. I (Don't) Like You! But Who Cares? Gender Differences in Same-Sex and Mixed-Sex Teams. *The Economic Journal* **130:627**, 716–739. [[Crossref](#)]
615. Elizabeth J. Casabianca, Alessia Lo Turco, Claudia Pighini. 2020. Equal Pay for Equal Task: Assessing Heterogeneous Returns to Tasks across Genders. *Industrial Relations: A Journal of Economy and Society* **59:2**, 197–239. [[Crossref](#)]
616. Roman Bobilev, Anne Boschini, Jesper Roine. 2020. Women in the Top of the Income Distribution: What Can We Learn From LIS-Data?. *Italian Economic Journal* **6:1**, 63–107. [[Crossref](#)]
617. Rense Nieuwenhuis, Wim Van Lancker, Diego Collado, Bea Cantillon. 2020. Trends in Women's Employment and Poverty Rates in OECD Countries: A Kitagawa–Blinder–Oaxaca Decomposition. *Italian Economic Journal* **6:1**, 37–61. [[Crossref](#)]
618. Roland T. Rust. 2020. The future of marketing. *International Journal of Research in Marketing* **37:1**, 15–26. [[Crossref](#)]
619. Francesca Borgonovi, Samuel Greiff. 2020. Societal level gender inequalities amplify gender gaps in problem solving more than in academic disciplines. *Intelligence* **79**, 101422. [[Crossref](#)]
620. Joyce Burnette, Maria Stanfors. 2020. Understanding the Gender Gap Further: The Case of Turn-of-the-Century Swedish Compositors. *The Journal of Economic History* **80:1**, 175–206. [[Crossref](#)]

621. Irene Padavic, Robin J. Ely, Erin M. Reid. 2020. Explaining the Persistence of Gender Inequality: The Work–family Narrative as a Social Defense against the 24/7 Work Culture. *Administrative Science Quarterly* **65**:1, 61-111. [[Crossref](#)]
622. Laura D. Quinby, Geoffrey T. Sanzenbacher. 2020. Do Pensions Matter for Recruiting State and Local Workers?. *State and Local Government Review* **52**:1, 6-17. [[Crossref](#)]
623. Eliot L. Sherman. 2020. Discretionary Remote Working Helps Mothers Without Harming Non-mothers: Evidence from a Field Experiment. *Management Science* **66**:3, 1351-1374. [[Crossref](#)]
624. Sarah Louise Jewell, Giovanni Razzu, Carl Singleton. 2020. Who Works for Whom and the UK Gender Pay Gap. *British Journal of Industrial Relations* **58**:1, 50-81. [[Crossref](#)]
625. Marina Töpfer. 2020. The Age Pay Gap and Labour Market Heterogeneity: A New Empirical Approach Using Data for Italy. *LABOUR* **34**:1, 1-25. [[Crossref](#)]
626. Nikolay Angelov, Per Johansson, Erica Lindahl. 2020. Sick of family responsibilities?. *Empirical Economics* **58**:2, 777-814. [[Crossref](#)]
627. David Card, Stefano DellaVigna, Patricia Funk, Nagore Iriberry. 2020. Are Referees and Editors in Economics Gender Neutral?*. *The Quarterly Journal of Economics* **135**:1, 269-327. [[Crossref](#)]
628. Anne-Kathrin Kronberg. 2020. Workplace Gender Pay Gaps: Does Gender Matter Less the Longer Employees Stay?. *Work and Occupations* **47**:1, 3-43. [[Crossref](#)]
629. Chantal Duijn, Harold Bok, Olle ten Cate, Wim Kremer. 2020. Qualified but not yet fully competent: perceptions of recent veterinary graduates on their day-one skills. *Veterinary Record* **186**:7, 216-216. [[Crossref](#)]
630. M. Christl, Monika Köppl–Turyna. 2020. Gender wage gap and the role of skills and tasks: evidence from the Austrian PIAAC data set. *Applied Economics* **52**:2, 113-134. [[Crossref](#)]
631. Olle Folke, Johanna Rickne. 2020. All the Single Ladies: Job Promotions and the Durability of Marriage. *American Economic Journal: Applied Economics* **12**:1, 260-287. [[Abstract](#)] [[View PDF article](#)] [[PDF with links](#)]
632. Rense Nieuwenhuis. Family Policy: Neglected Determinant of Vertical Income Inequality 657-681. [[Crossref](#)]
633. Wim Van Lancker, Rense Nieuwenhuis. Conclusion: The Next Decade of Family Policy Research 683-706. [[Crossref](#)]
634. Michael Christl, Monika Köppl–Turyna. Gender Wage Gaps and Skills 1-21. [[Crossref](#)]
635. Hugo Figueiredo. Returns to Higher Education and Gender 2474-2483. [[Crossref](#)]
636. Hugo Figueiredo. Over–Skilling, Under–Skilling, and Higher Education 2168-2175. [[Crossref](#)]
637. Hugo Figueiredo. Returns to Higher Education and Gender 1-10. [[Crossref](#)]
638. Katie Meara, Francesco Pastore, Allan Webster. 2020. The gender pay gap in the USA: a matching study. *Journal of Population Economics* **33**:1, 271-305. [[Crossref](#)]
639. Sharonne N. Hayes, John H. Noseworthy, Gianrico Farrugia. 2020. A Structured Compensation Plan Results in Equitable Physician Compensation. *Mayo Clinic Proceedings* **95**:1, 35-43. [[Crossref](#)]
640. 2020. OUP accepted manuscript. *Oxford Review Of Economic Policy* . [[Crossref](#)]
641. Liana Christin Landivar. 2020. First-Birth Timing and the Motherhood Wage Gap in 140 Occupations. *Socius: Sociological Research for a Dynamic World* **6**, 237802312093942. [[Crossref](#)]
642. Fabrizio Core. 2020. Maternity Risk and the Gender Gap in Entrepreneurship. *SSRN Electronic Journal* . [[Crossref](#)]
643. Jack Blundell. 2020. Wage Responses to Gender Pay Gap Reporting Requirements. *SSRN Electronic Journal* . [[Crossref](#)]

644. Gregor Schubert, Anna Stansbury, Bledi Taska. 2020. Monopsony and Outside Options. *SSRN Electronic Journal* . [[Crossref](#)]
645. Iain Clacher, Beatriz Garcia Osmá, Elvira Scarlet, Karin Shields. 2020. Not Just a Boys' Club: Common Gender and Private Information Channels in Insider Trading. *SSRN Electronic Journal* . [[Crossref](#)]
646. David Hao Zhang, Paul S. Willen. 2020. Do Lenders Still Discriminate? A Robust Approach for Assessing Differences in Menus. *SSRN Electronic Journal* . [[Crossref](#)]
647. Sitian Liu, Yichen Su. 2020. The Geography of Jobs and the Gender Wage Gap. *SSRN Electronic Journal* . [[Crossref](#)]
648. Yongqiang Chu, Daxuan Zhao. 2020. Gender Diversity: From Wall Street to Main Street. *SSRN Electronic Journal* . [[Crossref](#)]
649. Neil Das. 2020. Motherhood: The Main Reason For Hollywood's Gender Wage Gap?. *SSRN Electronic Journal* . [[Crossref](#)]
650. Nathan Barrymore, Cristian L. Dezso, Benjamin King. 2020. Can Sponsorship Address Women's Underrepresentation in Senior Management? Experimental Evidence on Gender Differences in Sponsoring Behavior. *SSRN Electronic Journal* 30. . [[Crossref](#)]
651. Benjamin Artz. 2020. Are mothers more likely than fathers to lose their jobs?. *SSRN Electronic Journal* 39. . [[Crossref](#)]
652. Jaan Masso, Priit Vahter. 2020. Innovation as a Firm-Level Factor of the Gender Wage Gap. *SSRN Electronic Journal* 40. . [[Crossref](#)]
653. Jiang Li, Benoit Dostie, Gaëlle Simard-Duplain. 2020. What is the Role of Firm-Specific Pay Policies on the Gender Earnings Gap in Canada?. *SSRN Electronic Journal* 67. . [[Crossref](#)]
654. Nathalie Montargot, Gaëlle Redon. 2020. Formation à l'égalité femmes-hommes par le théâtre d'entreprise : une analyse de saynètes. *Relations industrielles / Industrial Relations* 75:2, 272-295. [[Crossref](#)]
655. Erica Salvaj, Katherina Kuschel. Opening the "Black Box": Factors Affecting Women's Journey to Senior Management Positions—A Literature Review 203-222. [[Crossref](#)]
656. Nickolas Gagnon, Kristof Bosmans, Arno M. Riedl. 2020. The Effect of Unfair Chances and Gender Discrimination on Labor Supply. *SSRN Electronic Journal* 2. . [[Crossref](#)]
657. Andreas Kuhn, Stefan C. Wolter. 2020. The Strength of Gender Norms and Gender-Stereotypical Occupational Aspirations Among Adolescents. *SSRN Electronic Journal* 51. . [[Crossref](#)]
658. Andrew C. Johnston. 2020. Teacher Preferences, Working Conditions, and Compensation Structure. *SSRN Electronic Journal* 92. . [[Crossref](#)]
659. Paul S. Goldsmith-Pinkham, Kelly Shue. 2020. The Gender Gap in Housing Returns. *SSRN Electronic Journal* 1. . [[Crossref](#)]
660. Alex Bryson, Heather Joshi, Bożena Wielgoszewska, David Wilkinson. 2020. A Short History of the Gender Wage Gap in Britain. *SSRN Electronic Journal* 13. . [[Crossref](#)]
661. Laura Harvey, James Charles Rockey. 2020. The Declining Fortunes of (Most) American Workers. *SSRN Electronic Journal* 67. . [[Crossref](#)]
662. Yizhen Gu, Naijia Guo, Jing Wu, Ben Zou. 2020. Home Location Choices and the Gender Commute Gap. *SSRN Electronic Journal* 3. . [[Crossref](#)]
663. Mallika Thomas. 2020. The Impact of Mandated Maternity Leave Policies on the Gender Gap in Promotions: Examining the Role of Employer-Based Discrimination. *SSRN Electronic Journal* 1. . [[Crossref](#)]
664. Jiang Li, Benoit Dostie, Gaëlle Simard-Duplain. 2020. What is the Role of Firm-Specific Pay Policies on the Gender Earnings Gap in Canada?. *SSRN Electronic Journal* 67. . [[Crossref](#)]

665. Marie Boltz, Bart L. W. Cockx, Ana Maria Diaz, Luz Salas. 2020. How Does Working-Time Flexibility Affect Workers' Productivity in a Routine Job? Evidence from a Field Experiment. *SSRN Electronic Journal* **133**. . [[Crossref](#)]
666. Cevat Giray Aksoy, Berkay Özcan, Julia Philipp. 2020. Robots and the Gender Pay Gap in Europe. *SSRN Electronic Journal* **110**. . [[Crossref](#)]
667. Raffi E. García. 2020. Plant Behavior & Equal Pay: The Effect on Female Employment, Capital Investments, & Productivity — A Difference-in-Discontinuities Design. *SSRN Electronic Journal* **94**. . [[Crossref](#)]
668. Bill B. Francis, Thomas Shohfi, Daqi Xin. 2020. Gender and Earnings Conference Calls. *SSRN Electronic Journal* **58**. . [[Crossref](#)]
669. Jasmina Chauvin, Prithwiraj Choudhury, Tommy Pan Fang. 2020. The Effects of Temporal Distance on Intra-Firm Communication: Evidence from Daylight Savings Time. *SSRN Electronic Journal* **4**. . [[Crossref](#)]
670. Mengqiao Du. 2020. Locked-in at Home: The Impact of COVID-19 School Closures on Female Analysts' Attention at Work. *SSRN Electronic Journal* **116**. . [[Crossref](#)]
671. Joanna L. Grossman. Gender Bias and the Law 145-159. [[Crossref](#)]
672. Dagmar Brožová. 2019. Contribution of the Behavioural Economics to the Explanation of the Gender Wage Level Differences. *Prague Economic Papers* **28**:6, 748-758. [[Crossref](#)]
673. Amanda McFarland, Sarah Pearlman. 2019. Knowledge Obsolescence and Women's Occupational Sorting: New Evidence from Citation Data. *The B.E. Journal of Economic Analysis & Policy* **20**:1. . [[Crossref](#)]
674. Hong Zhang. 2019. Gender difference in promotions: new evidence from the internal labor market in China. *Applied Economics* **51**:56, 6021-6033. [[Crossref](#)]
675. Matthias Doepke, Michèle Tertilt. 2019. Does female empowerment promote economic development?. *Journal of Economic Growth* **24**:4, 309-343. [[Crossref](#)]
676. Magnus Carlsson, Stefan Eriksson. 2019. In-group gender bias in hiring: Real-world evidence. *Economics Letters* **185**, 108686. [[Crossref](#)]
677. Dan Woodman, Julia Cook. 2019. The new gendered labour of synchronisation: Temporal labour in the new world of work. *Journal of Sociology* **55**:4, 762-777. [[Crossref](#)]
678. Rosangela Bando. 2019. Evidence-based gender equality policy and pay in Latin America and the Caribbean: progress and challenges. *Latin American Economic Review* **28**:1. . [[Crossref](#)]
679. Hannah Riley Bowles, Bobbi Thomason, Julia B. Bear. 2019. Reconceptualizing What and How Women Negotiate for Career Advancement. *Academy of Management Journal* **62**:6, 1645-1671. [[Crossref](#)]
680. Gabriel Burdin, Virginie Pérotin. 2019. Employee representation and flexible working time. *Labour Economics* **61**, 101755. [[Crossref](#)]
681. Judd B. Kessler, Corinne Low, Colin D. Sullivan. 2019. Incentivized Resume Rating: Eliciting Employer Preferences without Deception. *American Economic Review* **109**:11, 3713-3744. [[Abstract](#)] [[View PDF article](#)] [[PDF with links](#)]
682. Yeliz ÇELİKTEN, Ahmet YILDIRIM, Mustafa ÇELİKTEN, Kemal AYYILDIZ. 2019. Profesyonel Okul Yöneticiliği ve Kadın Faktörü. *İnönü Üniversitesi Eğitim Bilimleri Enstitüsü Dergisi* **6**:12, 123-143. [[Crossref](#)]
683. Jacqueline Mosomi. 2019. An empirical analysis of trends in female labour force participation and the gender wage gap in South Africa. *Agenda* **33**:4, 29-43. [[Crossref](#)]
684. Nic Spaull, Nwabisa Makaluza. 2019. Girls Do Better. *Agenda* **33**:4, 11-28. [[Crossref](#)]

685. Iga Magda, Ewa Cukrowska-Torzewska. 2019. Do Women Managers Lower Gender Pay Gaps? Evidence from Public and Private Firms. *Feminist Economics* 25:4, 185-210. [[Crossref](#)]
686. Henrik Kleven, Camille Landais, Jakob Egholt Sogaard. 2019. Children and Gender Inequality: Evidence from Denmark. *American Economic Journal: Applied Economics* 11:4, 181-209. [[Abstract](#)] [[View PDF article](#)] [[PDF with links](#)]
687. Lena Gonäs, Anders Wikman, Kristina Alexanderson, Klas Gustafsson. 2019. Age, period, and cohort effects for future employment, sickness absence, and disability pension by occupational gender segregation: a population-based study of all employed people in a country (>3 million). *Canadian Journal of Public Health* 110:5, 584-594. [[Crossref](#)]
688. Brian Aronson, Lisa A. Keister. 2019. Overwork, Specialization, and Wealth. *Journal of Marriage and Family* 81:5, 1053-1073. [[Crossref](#)]
689. Elaine McCrate, Susan J Lambert, Julia R Henly. 2019. Competing for hours: unstable work schedules and underemployment among hourly workers in Canada. *Cambridge Journal of Economics* 43:5, 1287-1314. [[Crossref](#)]
690. Ari Hyytinen, Pekka Ilmakunnas, Edvard Johansson, Otto Toivanen. 2019. Heritability of lifetime earnings. *The Journal of Economic Inequality* 17:3, 319-335. [[Crossref](#)]
691. Ayal Kimhi, Nirit Hanuka-Taflia. 2019. What drives the convergence in male and female wage distributions in Israel? A Shapley decomposition approach. *The Journal of Economic Inequality* 17:3, 379-399. [[Crossref](#)]
692. Katherine Lim. 2019. Do American mothers use self-employment as a flexible work alternative?. *Review of Economics of the Household* 17:3, 805-842. [[Crossref](#)]
693. Kaori Sato, Yuki Hashimoto, Hideo Owan. 2019. Gender differences in Career. *Journal of the Japanese and International Economies* 53, 101028. [[Crossref](#)]
694. Laurel Smith-Doerr, Sharla Alegria, Kaye Husbands Fealing, Debra Fitzpatrick, Donald Tomaskovic-Devey. 2019. Gender Pay Gaps in U.S. Federal Science Agencies: An Organizational Approach. *American Journal of Sociology* 125:2, 534-576. [[Crossref](#)]
695. Mari Teigen, Hege Skjeie, Rune Karlsen. 2019. Framing and feedback: increased support for gender quotas among elites. *European Journal of Politics and Gender* 2:3, 399-418. [[Crossref](#)]
696. Abdulaziz Abrar Reshid. 2019. The Gender Gap in Early Career Wage Growth: The Role of Children, Job Mobility, and Occupational Mobility. *LABOUR* 33:3, 278-305. [[Crossref](#)]
697. Hyungjo Hur, Julie A. Maurer, Joshua Hawley. 2019. The role of education, occupational match on job satisfaction in the behavioral and social science workforce. *Human Resource Development Quarterly* 30:3, 407-435. [[Crossref](#)]
698. Tamar Khitarishvili. 2019. GENDER PAY GAPS IN THE FORMER SOVIET UNION: A REVIEW OF THE EVIDENCE. *Journal of Economic Surveys* 33:4, 1257-1284. [[Crossref](#)]
699. Margit Tavits, Efrén O. Pérez. 2019. Language influences mass opinion toward gender and LGBT equality. *Proceedings of the National Academy of Sciences* 116:34, 16781-16786. [[Crossref](#)]
700. Meng Sha Luo, Ernest Wing Tak Chui. 2019. Moving from Rural to Urban China: How Urbanization Affects Women's Housework. *Sex Roles* 81:3-4, 127-139. [[Crossref](#)]
701. Jonas Jessen, Robin Jessen, Jochen Kluge. 2019. Punishing potential mothers? Evidence for statistical employer discrimination from a natural experiment. *Labour Economics* 59, 164-172. [[Crossref](#)]
702. Sascha O. Becker, Ana Fernandes, Doris Weichselbaumer. 2019. Discrimination in hiring based on potential and realized fertility: Evidence from a large-scale field experiment. *Labour Economics* 59, 139-152. [[Crossref](#)]

703. Stephen J. Choi, Mitu Gulati, A. C. Pritchard. 2019. Should I Stay or Should I Go? The Gender Gap for Securities and Exchange Commission Attorneys. *The Journal of Law and Economics* 62:3, 427-456. [[Crossref](#)]
704. Patrick Kline, Neviana Petkova, Heidi Williams, Owen Zidar. 2019. Who Profits from Patents? Rent-Sharing at Innovative Firms*. *The Quarterly Journal of Economics* 134:3, 1343-1404. [[Crossref](#)]
705. Carlos Herrera, Geske Dijkstra, Ruerd Ruben. 2019. Gender Segregation and Income Differences in Nicaragua. *Feminist Economics* 25:3, 144-170. [[Crossref](#)]
706. Fanny Mikol, Carine Franc. 2019. Gender differences in the incomes of self-employed French physicians: The role of family structure. *Health Policy* 123:7, 666-674. [[Crossref](#)]
707. Maryam Dilmaghani, Vurain Tabvuma. 2019. The gender gap in work-life balance satisfaction across occupations. *Gender in Management: An International Journal* 34:5, 398-428. [[Crossref](#)]
708. Yao Lu, David J. G. Slusky. 2019. The Impact of Women's Health Clinic Closures on Fertility. *American Journal of Health Economics* 5:3, 334-359. [[Crossref](#)]
709. Meng Sha Luo, Ernest Wing Tak Chui. 2019. The changing picture of the housework gender gap in contemporary Chinese adults. *Chinese Journal of Sociology* 5:3, 312-339. [[Crossref](#)]
710. Anja Lambrecht, Catherine Tucker. 2019. Algorithmic Bias? An Empirical Study of Apparent Gender-Based Discrimination in the Display of STEM Career Ads. *Management Science* 65:7, 2966-2981. [[Crossref](#)]
711. Filip Pertold. 2019. What if they take it all? Heterogeneous impact of sickness absence reform. *Economics of Transition and Institutional Change* 27:3, 647-671. [[Crossref](#)]
712. David L. Schaffer, Joseph M. Westenberg. 2019. Time Flexibility, Women's Wages, and the Gender Wage Gap. *Atlantic Economic Journal* 47:2, 217-239. [[Crossref](#)]
713. Alexander Popov, Sonia Zaharia. 2019. Credit market competition and the gender gap in labor force participation: Evidence from local markets. *European Economic Review* 115, 25-59. [[Crossref](#)]
714. Elisa Keller. 2019. Labor supply and gender differences in occupational choice. *European Economic Review* 115, 221-241. [[Crossref](#)]
715. Meghan B. Smith. 2019. Mind the gap! Addressing gender wage inequality within reproductive endocrinology and infertility. *Fertility and Sterility* 111:6, 1121. [[Crossref](#)]
716. Angela Cools, Eleonora Patacchini. 2019. The brother earnings penalty. *Labour Economics* 58, 37-51. [[Crossref](#)]
717. Rieko Kage, Frances M. Rosenbluth, Seiki Tanaka. 2019. What Explains Low Female Political Representation? Evidence from Survey Experiments in Japan. *Politics & Gender* 15:02, 285-309. [[Crossref](#)]
718. Benita Combet, Daniel Oesch. 2019. The Gender Wage Gap Opens Long before Motherhood. Panel Evidence on Early Careers in Switzerland. *European Sociological Review* 35:3, 332-345. [[Crossref](#)]
719. Dario Sansone. 2019. Teacher Characteristics, Student Beliefs, and the Gender Gap in STEM Fields. *Educational Evaluation and Policy Analysis* 41:2, 127-144. [[Crossref](#)]
720. Paul Redmond, Seamus McGuinness. 2019. The Gender Wage Gap in Europe: Job Preferences, Gender Convergence and Distributional Effects. *Oxford Bulletin of Economics and Statistics* 81:3, 564-587. [[Crossref](#)]
721. Jing Wang, Morley Gunderson. 2019. Can pay gaps between gay men and lesbians shed light on male-female pay gaps?. *International Journal of Manpower* 40:2, 178-189. [[Crossref](#)]
722. Scott Duke Kominers. 2019. Good markets (really do) make good neighbors. *ACM SIGecom Exchanges* 16:2, 12-26. [[Crossref](#)]

723. Christoph Kronenberg, Jan R. Boehnke. 2019. How did the 2008-11 financial crisis affect work-related common mental distress? Evidence from 393 workplaces in Great Britain. *Economics & Human Biology* 33, 193-200. [[Crossref](#)]
724. Jenny Säve-Söderbergh. 2019. Gender gaps in salary negotiations: Salary requests and starting salaries in the field. *Journal of Economic Behavior & Organization* 161, 35-51. [[Crossref](#)]
725. Katherine R. O'Brien, Milena Holmgren, Terrance Fitzsimmons, Margaret E. Crane, Paul Maxwell, Brian Head. 2019. What Is Gender Equality in Science?. *Trends in Ecology & Evolution* 34:5, 395-399. [[Crossref](#)]
726. Nicole M. Fortin. 2019. Increasing earnings inequality and the gender pay gap in Canada: Prospects for convergence. *Canadian Journal of Economics/Revue canadienne d'économie* 52:2, 407-440. [[Crossref](#)]
727. Neil Guppy, Larissa Sakumoto, Rima Wilkes. 2019. Social Change and the Gendered Division of Household Labor in Canada. *Canadian Review of Sociology/Revue canadienne de sociologie* 56:2, 178-203. [[Crossref](#)]
728. Katherine A. Frear, Samantha C. Paustian-Underdahl, Eric D. Heggstad, Lisa Slattery Walker. 2019. Gender and career success: A typology and analysis of dual paradigms. *Journal of Organizational Behavior* 40:4, 400-416. [[Crossref](#)]
729. . Republicanism and the Future of Democracy 2, . [[Crossref](#)]
730. Benjamin Bruns. 2019. Changes in Workplace Heterogeneity and How They Widen the Gender Wage Gap. *American Economic Journal: Applied Economics* 11:2, 74-113. [[Abstract](#)] [[View PDF article](#)] [[PDF with links](#)]
731. Maria Knoth Humlum, Anne Brink Nandrup, Nina Smith. 2019. Closing or reproducing the gender gap? Parental transmission, social norms and education choice. *Journal of Population Economics* 32:2, 455-500. [[Crossref](#)]
732. Lyn Craig, Theun Pieter van Tienoven. 2019. Gender, mobility and parental shares of daily travel with and for children: a cross-national time use comparison. *Journal of Transport Geography* 76, 93-102. [[Crossref](#)]
733. Jisoo Hwang, Chulhee Lee, Esther Lee. 2019. Gender norms and housework time allocation among dual-earner couples. *Labour Economics* 57, 102-116. [[Crossref](#)]
734. Patricia Cortés, Jessica Pan. 2019. When Time Binds: Substitutes for Household Production, Returns to Working Long Hours, and the Skilled Gender Wage Gap. *Journal of Labor Economics* 37:2, 351-398. [[Crossref](#)]
735. Barbara Petrongolo. 2019. The gender gap in employment and wages. *Nature Human Behaviour* 3:4, 316-318. [[Crossref](#)]
736. Eunjung Jee, Joya Misra, Marta Murray-Close. 2019. Motherhood Penalties in the U.S., 1986-2014. *Journal of Marriage and Family* 81:2, 434-449. [[Crossref](#)]
737. Catherine Doren. 2019. Is Two Too Many? Parity and Mothers' Labor Force Exit. *Journal of Marriage and Family* 81:2, 327-344. [[Crossref](#)]
738. Mohsen Javdani, Andrew McGee. 2019. Moving Up or Falling Behind? Gender, Promotions, and Wages in Canada. *Industrial Relations: A Journal of Economy and Society* 58:2, 189-228. [[Crossref](#)]
739. Manish Shirgaokar. 2019. Operationalizing gendered transportation preferences: A psychological framework incorporating time constraints and risk aversion. *Transport Policy* 75, 10-18. [[Crossref](#)]
740. Curtis J Simon. 2019. Migration and career attainment of power couples: the roles of city size and human capital composition. *Journal of Economic Geography* 19:2, 505-534. [[Crossref](#)]
741. Spencer Bastani, Tomer Blumkin, Luca Micheletto. 2019. The Welfare-Enhancing Role of Parental Leave Mandates. *The Journal of Law, Economics, and Organization* 35:1, 77-126. [[Crossref](#)]

742. Liza Reisel, Kjersti Misje Østbakken, Paul Attewell. 2019. Dynamics of Claims Making and Gender Wage Gaps in the United States and Norway. *Social Politics: International Studies in Gender, State & Society* 26:1, 87-115. [[Crossref](#)]
743. David Calnitsky. 2019. The High-hanging Fruit of the Gender Revolution: A Model of Social Reproduction and Social Change. *Sociological Theory* 37:1, 35-61. [[Crossref](#)]
744. Heejung Chung. 2019. 'Women's work penalty' in access to flexible working arrangements across Europe. *European Journal of Industrial Relations* 25:1, 23-40. [[Crossref](#)]
745. Renae Wilkinson, Matthew A. Andersson. 2019. Adolescent Socioeconomic Status and Parent-Child Emotional Bonds: Reexamining Gender Differences in Mental Well-being during Young Adulthood. *Society and Mental Health* 9:1, 95-110. [[Crossref](#)]
746. Silvio Hong Tiing Tai, Izete Pengo Bagolin. 2019. Regional Differences in the Gender Earnings Gap in Brazil: Development, Discrimination, and Inequality. *The Developing Economies* 57:1, 55-82. [[Crossref](#)]
747. Priit Vahter, Jaan Masso. 2019. The contribution of multinationals to wage inequality: foreign ownership and the gender pay gap. *Review of World Economics* 155:1, 105-148. [[Crossref](#)]
748. Joerg Paetzold. 2019. How do taxpayers respond to a large kink? Evidence on earnings and deduction behavior from Austria. *International Tax and Public Finance* 26:1, 167-197. [[Crossref](#)]
749. Rense Nieuwenhuis, Ariana Need, Henk van der Kolk. 2019. Family policy as an institutional context of economic inequality. *Acta Sociologica* 62:1, 64-80. [[Crossref](#)]
750. Joseph D. Wolfe. 2019. Age, Cohort, and Social Change: Parental and Spousal Education and White Women's Health Limitations From 1967 to 2012. *Research on Aging* 41:2, 186-210. [[Crossref](#)]
751. Michael Wyrwich. 2019. Historical and current spatial differences in female labour force participation: Evidence from Germany. *Papers in Regional Science* 98:1, 211-239. [[Crossref](#)]
752. Selin Dilli, Sarah G. Carmichael, Auke Rijpma. 2019. Introducing the Historical Gender Equality Index. *Feminist Economics* 25:1, 31-57. [[Crossref](#)]
753. Nina Pološki Vokić, Alka Obadić, Dubravka Sinčić Ćorić. Macro Perspectives on the Equality of Highly Educated Women: Focus on EU-28 115-149. [[Crossref](#)]
754. Tirathanmoy Das, Solomon W. Polachek. Microfoundations of Earnings Differences 9-76. [[Crossref](#)]
755. Stella Zilian, Laura Zilian. Die vierte Industrielle Revolution – eine neue Hoffnung? Technologischer Fortschritt und Ungleichheit 145-164. [[Crossref](#)]
756. Yoko Tanaka. End of the Housewife Paradigm? The Comparative Development of Work-Family Models in Germany and Japan 219-265. [[Crossref](#)]
757. Hugo Figueiredo. Over-Skilling, Under-Skilling, and Higher Education 1-8. [[Crossref](#)]
758. Bernadette Park, Sarah Banchefsky. Women and men, moms and dads: Leveraging social role change to promote gender equality 1-52. [[Crossref](#)]
759. Dudley Cooke, Ana P. Fernandes, Priscila Ferreira. 2019. Product market competition and gender discrimination. *Journal of Economic Behavior & Organization* 157, 496-522. [[Crossref](#)]
760. Yana Gallen, Rune V. Lesner, Rune Vejlin. 2019. The labor market gender gap in Denmark: Sorting out the past 30 years. *Labour Economics* 56, 58-67. [[Crossref](#)]
761. Linda Haas, C. Philip Hwang. 2019. Workplace support and European fathers' use of state policies promoting shared childcare. *Community, Work & Family* 22:1, 1-22. [[Crossref](#)]
762. Sung-Hee Jeon, Yuri Ostrovsky. 2019. Balancing family and work: transition to self-employment among new mothers. *Oxford Economic Papers* 71:1, 47-72. [[Crossref](#)]
763. Verena Lauber, Johanna Storck. 2019. Helping with the kids? How family-friendly workplaces affect parental well-being and behaviour. *Oxford Economic Papers* 71:1, 95-118. [[Crossref](#)]

764. Catherine Doren, Katherine Y. Lin. 2019. Diverging Trajectories or Parallel Pathways? An Intersectional and Life Course Approach to the Gender Earnings Gap by Race and Education. *Socius: Sociological Research for a Dynamic World* 5, 237802311987381. [[Crossref](#)]
765. Catherine Doren. 2019. Which Mothers Pay a Higher Price? Education Differences in Motherhood Wage Penalties by Parity and Fertility Timing. *Sociological Science* 6, 684-709. [[Crossref](#)]
766. Philip Rosenbaum. 2019. The Family Earnings Gap Revisited: A Household or a Labor Market Problem?. *SSRN Electronic Journal* . [[Crossref](#)]
767. Annick Vignes, Timothy Yu-Cheong Yeung. 2019. Gender Pay Gap in French Public Administration: An Application of a Novel Three-Step Approach of Blinder-Oaxaca Decomposition with Fixed Effect Model. *SSRN Electronic Journal* . [[Crossref](#)]
768. Deepak Hegde, Manav Raj. 2019. Does Gender Affect Work? Evidence from U.S. Patent Examination. *SSRN Electronic Journal* . [[Crossref](#)]
769. Patricia Gallego-Granados. 2019. The Part-Time Wage Gap Across the Wage Distribution. *SSRN Electronic Journal* . [[Crossref](#)]
770. Aline Zucco. 2019. Occupational Characteristics and the Gender Pay Gap. *SSRN Electronic Journal* . [[Crossref](#)]
771. François Longin, Estefania Santacreu-Vasut. 2019. Stock Market Reaction to Female CEO Nominations: Is the Market Gendered?. *SSRN Electronic Journal* . [[Crossref](#)]
772. Laura Hospido, Luc A. Laeven, Ana Lamo. 2019. The Gender Promotion Gap: Evidence from Central Banking. *SSRN Electronic Journal* 127. . [[Crossref](#)]
773. Astrid Krenz. 2019. The Gender Gap in International Trade: Female-Run Firms and the Exporter Productivity Premium. *SSRN Electronic Journal* . [[Crossref](#)]
774. Melanie Arntz, Ben Yahmed Sarra, Francesco Berlingieri. 2019. Working from Home: Heterogeneous Effects on Hours Worked and Wages. *SSRN Electronic Journal* . [[Crossref](#)]
775. Amalia R. Miller, Ragan Petrie, Carmit Segal. 2019. Does Workplace Competition Increase Labor Supply? Evidence from a Field Experiment. *SSRN Electronic Journal* 120. . [[Crossref](#)]
776. Papuna Gogoladze. 2019. GENDER INCOME GAP OVER LIFE-CYCLE: CROSS-COUNTRY ANALYSIS. *SSRN Electronic Journal* 115. . [[Crossref](#)]
777. Hannah Stoppelmann. 2019. Examining the Glass Ceiling for Female Entrepreneurs: An Empirical Analysis. *SSRN Electronic Journal* 30. . [[Crossref](#)]
778. Suqin Ge, Yu Zhou. 2019. Robots, Computers, and the Gender Wage Gap. *SSRN Electronic Journal* . [[Crossref](#)]
779. Sandra Aguilar-Gomez, Eva Arceo-Gomez, Elia De la Cruz Toledo. 2019. Inside the Black Box of Child Penalties. *SSRN Electronic Journal* . [[Crossref](#)]
780. Wei Si. 2019. Does Higher Education Empower Women? Evidence from China's Higher Education Expansion. *SSRN Electronic Journal* . [[Crossref](#)]
781. Julia B. Bear. 2019. The Caregiving Ambition Framework. *Academy of Management Review* 44:1, 99-125. [[Crossref](#)]
782. Bernd Wittenbrink, Joshua Correll, Debbie S. Ma. Implicit Prejudice 163-177. [[Crossref](#)]
783. André Grow, Jan Van Bavel. Agent-Based Modeling of Family Formation and Dissolution 125-156. [[Crossref](#)]
784. Hanzhe Zhang. 2019. A Marriage-Market Perspective of Risk-Taking and Career Choices. *SSRN Electronic Journal* 125. . [[Crossref](#)]
785. Isabelle Solal. 2019. The Gender of Money: How Gender Structures the Market for Entrepreneurial Capital. *SSRN Electronic Journal* 60. . [[Crossref](#)]

786. Mila Getmansky Sherman, Heather Tookes. 2019. Female Representation in the Academic Finance Profession. *SSRN Electronic Journal* **108**. . [[Crossref](#)]
787. A. Michelle Wright, Matthew M. Ross, Jim P. DeMello. 2019. To College, Or Not To College: An Individualized Approach to Human Capital Investment. *SSRN Electronic Journal* **20**. . [[Crossref](#)]
788. Nikolaos Theodoropoulos, John Forth, Alex Bryson. 2019. Are Women Doing it for Themselves? Gender Segregation and the Gender Wage Gap. *SSRN Electronic Journal* **30**. . [[Crossref](#)]
789. Heather Joshi, Alex Bryson, David Wilkinson, Kelly Ward. 2019. The Gender Gap in Wages Over the Life Course: Evidence from a British Cohort Born in 1958. *SSRN Electronic Journal* **125**. . [[Crossref](#)]
790. Jason Sockin, Michael Sockin. 2019. A Pay Scale of Their Own: Gender Differences in Performance Pay. *SSRN Electronic Journal* **17**. . [[Crossref](#)]
791. Iga Magda, Katarzyna Sałach. 2019. Gender Pay Gap Patterns in Domestic and Foreign-Owned Firms. *SSRN Electronic Journal* **15**. . [[Crossref](#)]
792. Zoe Cullen, Ricardo Perez-Truglia. 2019. The Old Boys' Club: Schmoozing and the Gender Gap. *SSRN Electronic Journal* **106**. . [[Crossref](#)]
793. Laura Hospido, Luc A. Laeven, Ana Lamo. 2019. The Gender Promotion Gap: Evidence from Central Banking. *SSRN Electronic Journal* **127**. . [[Crossref](#)]
794. Conor Lennon. 2019. Employer-Sponsored Health Insurance and the Gender Wage Gap: Evidence from the Employer Mandate. *Southern Economic Journal* **85**:3, 742-765. [[Crossref](#)]
795. Vincent Geloso. Chapter 10 The Fall and Rise of Inequality: Disaggregating Narratives 161-175. [[Crossref](#)]
796. Victor Gay, Daniel L. Hicks, Estefania Santacreu-Vasut, Amir Shoham. 2018. Decomposing culture: an analysis of gender, language, and labor supply in the household. *Review of Economics of the Household* **16**:4, 879-909. [[Crossref](#)]
797. Francesca Barigozzi, Helmuth Cremer, Kerstin Roeder. 2018. Women's career choices, social norms and child care policies. *Journal of Public Economics* **168**, 162-173. [[Crossref](#)]
798. Jeffrey Carpenter, Rachel Frank, Emiliano Huet-Vaughn. 2018. Gender differences in interpersonal and intrapersonal competitive behavior. *Journal of Behavioral and Experimental Economics* **77**, 170-176. [[Crossref](#)]
799. Josefiën J. F. Breedvelt, Sarah Rowe, Henrietta Bowden-Jones, Sunita Shridhar, Kate Lovett, Claudi Bockting, Anne Lingford-Hughes, Geraldine Strathdee, Derek K. Tracy. 2018. Unleashing talent in mental health sciences: gender equality at the top. *The British Journal of Psychiatry* **213**:6, 679-681. [[Crossref](#)]
800. R. Drew Sellers, Timothy J. Fogarty. 2018. Long-Run Career Consequences for Andersen's Putative Partners. *Accounting Historians Journal* **45**:2, 17-31. [[Crossref](#)]
801. Justin M. Stritch, Anders Ryom Villadsen. 2018. The gender wage gap and the moderating effect of education in public and private sector employment. *Public Administration* **96**:4, 690-706. [[Crossref](#)]
802. Luis A. Gil-Alana, Marinko Skare. 2018. Testing the great decoupling: a long memory approach. *Empirica* **45**:4, 801-820. [[Crossref](#)]
803. Linda Kamas, Anne Preston. 2018. Competing with confidence: The ticket to labor market success for college-educated women. *Journal of Economic Behavior & Organization* **155**, 231-252. [[Crossref](#)]
804. Victor Lavy, Edith Sand. 2018. On the origins of gender gaps in human capital: Short- and long-term consequences of teachers' biases. *Journal of Public Economics* **167**, 263-279. [[Crossref](#)]
805. Alison Preston, Elisa Birch. 2018. The Western Australian wage structure and gender wage gap: A post-mining boom analysis. *Journal of Industrial Relations* **60**:5, 619-646. [[Crossref](#)]

806. Eureka Foong, Nicholas Vincent, Brent Hecht, Elizabeth M. Gerber. 2018. Women (Still) Ask For Less. *Proceedings of the ACM on Human-Computer Interaction* 2:CSCW, 1-21. [[Crossref](#)]
807. Karen Codazzi, Valéria Pero, André Albuquerque Sant'Anna. 2018. Social norms and female labor participation in Brazil. *Review of Development Economics* 22:4, 1513-1535. [[Crossref](#)]
808. Michael Baker, Kirsten Cornelson. 2018. Gender-Based Occupational Segregation and Sex Differences in Sensory, Motor, and Spatial Aptitudes. *Demography* 55:5, 1749-1775. [[Crossref](#)]
809. Rebecca Glauber. 2018. Trends in the Motherhood Wage Penalty and Fatherhood Wage Premium for Low, Middle, and High Earners. *Demography* 55:5, 1663-1680. [[Crossref](#)]
810. Holger Sieg, Yu Wang. 2018. The impact of student debt on education, career, and marriage choices of female lawyers. *European Economic Review* 109, 124-147. [[Crossref](#)]
811. Tony Beaton, Michael P. Kidd, Stephen Machin. 2018. Gender crime convergence over twenty years: Evidence from Australia. *European Economic Review* 109, 275-288. [[Crossref](#)]
812. Aline Bütikofer, Sissel Jensen, Kjell G. Salvanes. 2018. The role of parenthood on the gender gap among top earners. *European Economic Review* 109, 103-123. [[Crossref](#)]
813. James Albrecht, Mary Ann Bronson, Peter Skogman Thoursie, Susan Vroman. 2018. Reprint of: The career dynamics of high-skilled women and men: Evidence from Sweden. *European Economic Review* 109, 83-102. [[Crossref](#)]
814. Sumit Agarwal, Richard Green, Eric Rosenblatt, Vincent W. Yao, Jian Zhang. 2018. Gender difference and intra-household economic power in mortgage signing order. *Journal of Financial Intermediation* 36, 86-100. [[Crossref](#)]
815. Eva Ranehill, Niklas Zethraeus, Liselott Blomberg, Bo von Schoultz, Angelica Lindén Hirschberg, Magnus Johannesson, Anna Dreber. 2018. Hormonal Contraceptives Do Not Impact Economic Preferences: Evidence from a Randomized Trial. *Management Science* 64:10, 4515-4532. [[Crossref](#)]
816. Heather Antecol, Kelly Bedard, Jenna Stearns. 2018. Equal but Inequitable: Who Benefits from Gender-Neutral Tenure Clock Stopping Policies?. *American Economic Review* 108:9, 2420-2441. [[Abstract](#)] [[View PDF article](#)] [[PDF with links](#)]
817. Eric A. Apaydin, Peggy G. C. Chen, Mark W. Friedberg. 2018. Differences in Physician Income by Gender in a Multiregion Survey. *Journal of General Internal Medicine* 33:9, 1574-1581. [[Crossref](#)]
818. Quentin Lippmann, Claudia Senik. 2018. Math, girls and socialism. *Journal of Comparative Economics* 46:3, 874-888. [[Crossref](#)]
819. Ana Maria Takahashi, Shingo Takahashi, Thomas N. Maloney. 2018. Gender gaps in STEM in Japanese academia: The impact of research productivity, outside offers, and home life on pay. *The Social Science Journal* 55:3, 245-272. [[Crossref](#)]
820. Ashley Schappell D'Inverno, Dennis E. Reidy, Megan C. Kearns. 2018. Preventing intimate partner violence through paid parental leave policies. *Preventive Medicine* 114, 18-23. [[Crossref](#)]
821. Eleonora Matteazzi, Ariane Pailhé, Anne Solaz. 2018. Part-time employment, the gender wage gap and the role of wage-setting institutions: Evidence from 11 European countries. *European Journal of Industrial Relations* 24:3, 221-241. [[Crossref](#)]
822. Ian Gregory-Smith. 2018. Positive Action Towards Gender Equality: Evidence from the Athena SWAN Charter in UK Medical Schools. *British Journal of Industrial Relations* 56:3, 463-483. [[Crossref](#)]
823. Sharyn Graham Davies, Judy McGregor, Judith Pringle, Lynne Giddings. 2018. Rationalizing pay inequity: women engineers, pervasive patriarchy and the neoliberal chimera. *Journal of Gender Studies* 27:6, 623-636. [[Crossref](#)]
824. Valerie Barr. 2018. Different denominators, different results. *ACM Inroads* 9:3, 40-47. [[Crossref](#)]

825. Jamie Goodwin-White. 2018. "Go West, Young Woman?": The Geography of the Gender Wage Gap through the Great Recession. *Economic Geography* 94:4, 331-354. [[Crossref](#)]
826. Hiromi Hara. 2018. The gender wage gap across the wage distribution in Japan: Within- and between-establishment effects. *Labour Economics* 53, 213-229. [[Crossref](#)]
827. Diego Aboal, Maren Vairo. 2018. The impact of subsidies for researchers on the gender scientific productivity gap. *Science and Public Policy* 45:4, 515-532. [[Crossref](#)]
828. Sonia Bhalotra, Irma Clots-Figueras, Lakshmi Iyer. 2018. Pathbreakers? Women's Electoral Success and Future Political Participation. *The Economic Journal* 128:613, 1844-1878. [[Crossref](#)]
829. Gregory B. Lewis. 2018. Diversity, Pay Equity, and Pay in Social Work and Other Professions. *Affilia* 33:3, 286-299. [[Crossref](#)]
830. Cynthia Mignonne Sims, Lonnie R. Morris. 2018. Are women business owners authentic servant leaders?. *Gender in Management: An International Journal* 33:5, 405-427. [[Crossref](#)]
831. Ulf Nielsson, Herdis Steingrimsdottir. 2018. The signalling value of education across genders. *Empirical Economics* 54:4, 1827-1854. [[Crossref](#)]
832. Anthony B. Atkinson, Alessandra Casarico, Sarah Voitchovsky. 2018. Top incomes and the gender divide. *The Journal of Economic Inequality* 16:2, 225-256. [[Crossref](#)]
833. Dev Nathan, Neetu Ahmed. 2018. Technological Change and Employment: Creative Destruction. *The Indian Journal of Labour Economics* 61:2, 281-298. [[Crossref](#)]
834. James Albrecht, Mary Ann Bronson, Peter Skogman Thoursie, Susan Vroman. 2018. The career dynamics of high-skilled women and men: Evidence from Sweden. *European Economic Review* 105, 83-102. [[Crossref](#)]
835. Venke Furre Haaland, Mari Rege, Kjetil Telle, Mark Votruba. 2018. The intergenerational transfer of the employment gender gap. *Labour Economics* 52, 132-146. [[Crossref](#)]
836. Eline Brinkhuis, Bert Scholtens. 2018. Investor response to appointment of female CEOs and CFOs. *The Leadership Quarterly* 29:3, 423-441. [[Crossref](#)]
837. ETHNÉ SWARTZ, FRANCES AMATUCCI. 2018. FRAMING SECOND GENERATION GENDER BIAS: IMPLICATIONS FOR WOMEN'S ENTREPRENEURSHIP. *Journal of Developmental Entrepreneurship* 23:02, 1850009. [[Crossref](#)]
838. Laura Levine Frader. 5 - Aux États-Unis, un verre à moitié plein ? 75-83. [[Crossref](#)]
839. Sarah Fleche, Anthony Lepinteur, Nattavudh Powdthavee. 2018. Gender Norms and Relative Working Hours: Why Do Women Suffer More than Men from Working Longer Hours than Their Partners?. *AEA Papers and Proceedings* 108, 163-168. [[Abstract](#)] [[View PDF article](#)] [[PDF with links](#)]
840. Sarah Bana, Kelly Bedard, Maya Rossin-Slater. 2018. Trends and Disparities in Leave Use under California's Paid Family Leave Program: New Evidence from Administrative Data. *AEA Papers and Proceedings* 108, 388-391. [[Abstract](#)] [[View PDF article](#)] [[PDF with links](#)]
841. Terence C. Cheng, Guyonne Kalb, Anthony Scott. 2018. Public, private or both? Analyzing factors influencing the labour supply of medical specialists. *Canadian Journal of Economics/Revue canadienne d'économique* 51:2, 660-692. [[Crossref](#)]
842. Harriet Over, Adam Eggleston, Jenny Bell, Yarrow Dunham. 2018. Young children seek out biased information about social groups. *Developmental Science* 21:3. . [[Crossref](#)]
843. Gregory B. Lewis, Jonathan Boyd, Rahul Pathak. 2018. Progress toward Pay Equity in State Governments?. *Public Administration Review* 78:3, 386-397. [[Crossref](#)]
844. Anne Grönlund, Ida Öun. 2018. The gender-job satisfaction paradox and the dual-earner society: Are women (still) making work-family trade-offs?. *Work* 59:4, 535-545. [[Crossref](#)]

845. Patrick Ishizuka. 2018. The Economic Foundations of Cohabiting Couples' Union Transitions. *Demography* 55:2, 535-557. [[Crossref](#)]
846. Philip D. Parker, Brooke Van Zanden, Rhiannon B. Parker. 2018. Girls get smart, boys get smug: Historical changes in gender differences in math, literacy, and academic social comparison and achievement. *Learning and Instruction* 54, 125-137. [[Crossref](#)]
847. Harriet Over, Cade McCall. 2018. Becoming us and them: Social learning and intergroup bias. *Social and Personality Psychology Compass* 12:4, e12384. [[Crossref](#)]
848. Marianne Bertrand. 2018. Coase Lecture – The Glass Ceiling. *Economica* 85:338, 205-231. [[Crossref](#)]
849. Neel Rao, Twisha Chatterjee. 2018. Sibling gender and wage differences. *Applied Economics* 50:15, 1725-1745. [[Crossref](#)]
850. Fiona Eva Bakas, Carlos Costa, Zélia Breda, Marília Durão. 2018. A Critical Approach to the Gender Wage Gap in Tourism Labor. *Tourism Culture & Communication* 18:1, 35-49. [[Crossref](#)]
851. Esther Ann Bøler, Beata Javorcik, Karen Helene Ulltveit-Moe. 2018. Working across time zones: Exporters and the gender wage gap. *Journal of International Economics* 111, 122-133. [[Crossref](#)]
852. Jerry J. Sweet, Catherine Lee, Leslie M. Guidotti Breting, Laura M. Benson. 2018. Gender in clinical neuropsychology: practice survey trends and comparisons outside the specialty. *The Clinical Neuropsychologist* 32:2, 186-216. [[Crossref](#)]
853. Wifag Adnan, Sami H. Miari. 2018. Voting patterns and the gender wage gap. *Journal of Economic Behavior & Organization* 146, 222-247. [[Crossref](#)]
854. Matthew Wiswall, Basit Zafar. 2018. Preference for the Workplace, Investment in Human Capital, and Gender*. *The Quarterly Journal of Economics* 133:1, 457-507. [[Crossref](#)]
855. Thomas S. Moore. 2018. Occupational Career Change and Gender Wage Inequality. *Work and Occupations* 45:1, 82-121. [[Crossref](#)]
856. Laura Cabeza-García, Esther Del Brio, Mery Oscanoa-Victorio. 2018. Gender Factors and Inclusive Economic Growth: The Silent Revolution. *Sustainability* 10:2, 121. [[Crossref](#)]
857. Nancy R. Baldiga, Katherine B. Coffman. 2018. Laboratory Evidence on the Effects of Sponsorship on the Competitive Preferences of Men and Women. *Management Science* 64:2, 888-901. [[Crossref](#)]
858. Kimberlee Shauman, Lydia P. Howell, Debora A. Paterniti, Laurel A. Beckett, Amparo C. Villablanca. 2018. Barriers to Career Flexibility in Academic Medicine: A Qualitative Analysis of Reasons for the Underutilization of Family-Friendly Policies, and Implications for Institutional Change and Department Chair Leadership. *Academic Medicine* 93:2, 246-255. [[Crossref](#)]
859. Mikayla Novak. Social Exclusion 153-180. [[Crossref](#)]
860. Ann M. Brewer. What Is a Career? 21-45. [[Crossref](#)]
861. Nele Elisa Franz, Nils Otter. Partizipation, Erwerbsunterbrechung und Einkommensnachteile von Frauen am Arbeitsmarkt 95-115. [[Crossref](#)]
862. Erling Barth. Monopsonistic Discrimination and the Gender Wage Gap 9109-9116. [[Crossref](#)]
863. Anne Grönlund, Ida Öun. 2018. In search of family-friendly careers? Professional strategies, work conditions and gender differences in work-family conflict. *Community, Work & Family* 21:1, 87-105. [[Crossref](#)]
864. Jochen Kluge, Sebastian Schmitz. 2018. Back to Work: Parental Benefits and Mothers' Labor Market Outcomes in the Medium Run. *ILR Review* 71:1, 143-173. [[Crossref](#)]
865. Sue H. Moon, Jongtae Shin. 2018. The Return of Superman? Individual and Organizational Predictors of Men's Housework in South Korea. *Journal of Family Issues* 39:1, 180-208. [[Crossref](#)]
866. Philip Rosenbaum. 2018. Does the Timing of First Childbirth Matter?: New Approach on Danish Register Data. *SSRN Electronic Journal* . [[Crossref](#)]

867. Roger M. White. 2018. There and Back Again The Performance Evaluation Effects of Going to and Returning from Part-Time Status. *SSRN Electronic Journal* . [[Crossref](#)]
868. Priit mname Vahter, Jaan mname Masso. 2018. The Contribution of Multinationals to Wage Inequality: Foreign Ownership and the Gender Pay Gap. *SSRN Electronic Journal* **40**. . [[Crossref](#)]
869. Tamar mname Khitarishvili. 2018. Gender Pay Gaps in the Former Soviet Union: A Review of the Evidence. *SSRN Electronic Journal* . [[Crossref](#)]
870. Henrik Kleven, Camille Landais, Jakob Egholt Ssgaard. 2018. Children and Gender Inequality: Evidence from Denmark. *SSRN Electronic Journal* . [[Crossref](#)]
871. Nicholas Lovett, Yuhan Xue. 2018. Family First or the Kindness of Strangers? Foster Care Placements and Adult Outcomes. *SSRN Electronic Journal* **106**. . [[Crossref](#)]
872. Sarah Jewell, Giovanni Razzu, Carl Singleton. 2018. Who Works for Whom and the UK Gender Pay Gap?. *SSRN Electronic Journal* . [[Crossref](#)]
873. Melissa Favreault. 2018. How Might Earnings Patterns and Interactions Among Certain Provisions in Oasdi Solvency Packages Affect Financing and Distributional Goals?. *SSRN Electronic Journal* . [[Crossref](#)]
874. Steffen Viete, Daniel Erdsiek. 2018. Trust-Based Work Time and the Productivity Effects of Mobile Information Technologies in the Workplace. *SSRN Electronic Journal* **122**. . [[Crossref](#)]
875. Aline Butikofer, Sissel Jensen, Kjell G. Salvanes. 2018. The Role of Parenthood on the Gender Gap Among Top Earners. *SSRN Electronic Journal* . [[Crossref](#)]
876. Yana Gallen. 2018. Motherhood and the Gender Productivity Gap. *SSRN Electronic Journal* . [[Crossref](#)]
877. Brant Abbott, Giovanni Gallipoli, Costas Meghir, Giovanni L. Violante. 2018. Education Policy and Intergenerational Transfers in Equilibrium. *SSRN Electronic Journal* . [[Crossref](#)]
878. Yi Chen, Hong Zhang, Li-An Zhou. 2018. Motherhood and Gender Wage Differentials Within the Firm: Evidence From China. *SSRN Electronic Journal* . [[Crossref](#)]
879. Renée B. Adams, Min S. Kim. 2018. Unsuccessful Teams. *SSRN Electronic Journal* **30**. . [[Crossref](#)]
880. Yichen Su. 2018. The Rising Value of Time and the Origin of Urban Gentrification. *SSRN Electronic Journal* . [[Crossref](#)]
881. Anne Brenøe. 2018. Origins of Gender Norms: Sibling Gender Composition and Women's Choice of Occupation and Partner. *SSRN Electronic Journal* . [[Crossref](#)]
882. V. Joseph Hotz, Per Johansson, Arizo Karimi. 2018. Parenthood, Family Friendly Workplaces, and the Gender Gaps in Early Work Careers. *SSRN Electronic Journal* **67**. . [[Crossref](#)]
883. Kris Hardies, Clive Lennox, Bing Li. 2018. Gender Discrimination? Evidence from the Belgian Public Accounting Profession. *SSRN Electronic Journal* **19**. . [[Crossref](#)]
884. Hanzhe Zhang. 2018. Human Capital Investments, Differential Fecundity, and the Marriage Market. *SSRN Electronic Journal* **81**. . [[Crossref](#)]
885. Federico Gutierrez. 2018. Reaching the Top or Falling Behind?: The Role of Occupational Segregation in Women's Chances of Finding a High-Paying Job Over the Life-Cycle. *SSRN Electronic Journal* . [[Crossref](#)]
886. Drew McNichols. 2018. Information and the Persistence of the Gender Wage Gap; Early Evidence from California's Salary History Ban. *SSRN Electronic Journal* **105**. . [[Crossref](#)]
887. Anne Gielen, Esmee Zwiers. 2018. Biology and the Gender Gap in Educational Performance: The Role of Prenatal Testosterone in Test Scores. *SSRN Electronic Journal* **25**. . [[Crossref](#)]
888. Federico Gutierrez. 2018. Commuting Patterns, the Spatial Distribution of Jobs and the Gender Pay Gap in the U.S. *SSRN Electronic Journal* **81**. . [[Crossref](#)]

889. Todd Jones, Michael Kofoed. 2018. Do Peers Influence Occupational Preferences? Evidence from Randomly-Assigned Peer Groups at West Point. *SSRN Electronic Journal* . [[Crossref](#)]
890. Karen Kramer, Sunjin Pak, So Young Park. 2018. 'Can't Have It All': A Longitudinal Analysis of the Effect of Parental Leave on Early-Career Wage Growth. *SSRN Electronic Journal* 6. . [[Crossref](#)]
891. Wifag Adnan, Sami H. Miaari. 2018. Voting Patterns and the Gender Wage Gap. *SSRN Electronic Journal* 34. . [[Crossref](#)]
892. Camille Hebert. 2018. Mind the Gap: Gender Stereotypes and Entrepreneur Financing. *SSRN Electronic Journal* 94. . [[Crossref](#)]
893. Ann P. Bartel, Maya Rossin-Slater, Christopher J. Ruhm, Jenna Stearns, Jane Waldfogel. 2018. Paid Family Leave, Fathers' Leave-Taking, and Leave-Sharing in Dual-Earner Households. *Journal of Policy Analysis and Management* 37:1, 10-37. [[Crossref](#)]
894. Alexandre Mas, Amanda Pallais. 2017. Valuing Alternative Work Arrangements. *American Economic Review* 107:12, 3722-3759. [[Abstract](#)] [[View PDF article](#)] [[PDF with links](#)]
895. John S. Heywood, Daniel Parent. 2017. Performance Pay, the Gender Gap, and Specialization within Marriage. *Journal of Labor Research* 38:4, 387-427. [[Crossref](#)]
896. Amaresh Dubey, Wendy Olsen, Kunal Sen. 2017. The Decline in the Labour Force Participation of Rural Women in India: Taking a Long-Run View. *The Indian Journal of Labour Economics* 60:4, 589-612. [[Crossref](#)]
897. Andy Feng, Georg Graetz. 2017. A question of degree: The effects of degree class on labor market outcomes. *Economics of Education Review* 61, 140-161. [[Crossref](#)]
898. Brandon Vick. 2017. Measuring links between labor monopsony and the gender pay gap in Brazil. *IZA Journal of Development and Migration* 7:1. . [[Crossref](#)]
899. Katarina Boye, Karin Halldén, Charlotta Magnusson. 2017. Stagnation only on the surface? The implications of skill and family responsibilities for the gender wage gap in Sweden, 1974-2010. *The British Journal of Sociology* 68:4, 595-619. [[Crossref](#)]
900. Christina Boll, Anja Rossen, André Wolf. 2017. The EU Gender Earnings Gap: Job Segregation and Working Time as Driving Factors. *Jahrbücher für Nationalökonomie und Statistik* 237:5, 407-452. [[Crossref](#)]
901. Stephen J. Chapman, Nicole Benis. 2017. Ceteris non paribus: The intersectionality of gender, race, and region in the gender wage gap. *Women's Studies International Forum* 65, 78-86. [[Crossref](#)]
902. Michael R. Strain, Douglas A. Webber. 2017. High school experiences, the gender wage gap, and the selection of occupation. *Applied Economics* 49:49, 5040-5049. [[Crossref](#)]
903. Katie R. Genadek, Rachelle Hill. 2017. Parents' work schedules and time spent with children. *Community, Work & Family* 20:5, 523-542. [[Crossref](#)]
904. Anne Jeny, Estefania Santacreu-Vasut. 2017. New avenues of research to explain the rarity of females at the top of the accountancy profession. *Palgrave Communications* 3:1. . [[Crossref](#)]
905. Sara Cools, Simen Markussen, Marte Strøm. 2017. Children and Careers: How Family Size Affects Parents' Labor Market Outcomes in the Long Run. *Demography* 54:5, 1773-1793. [[Crossref](#)]
906. Dongyeol Lee, Hyunjoon Lim. 2017. MULTIPLE THRESHOLDS IN THE NEXUS BETWEEN WORKING HOURS AND PRODUCTIVITY. *Contemporary Economic Policy* 35:4, 716-734. [[Crossref](#)]
907. Sahar Bokosmaty, John Ehrich, Michelle J. Eady, Kenton Bell. 2017. Canadian university students' gendered attitudes toward plagiarism. *Journal of Further and Higher Education* 269, 1-15. [[Crossref](#)]

908. Francine D. Blau, Lawrence M. Kahn. 2017. The Gender Wage Gap: Extent, Trends, and Explanations. *Journal of Economic Literature* 55:3, 789-865. [[Abstract](#)] [[View PDF article](#)] [[PDF with links](#)]
909. Jong-Wha LEE, Dainn Wie. 2017. Wage Structure and Gender Earnings Differentials in China and India. *World Development* 97, 313-329. [[Crossref](#)]
910. Ernesto Reuben, Matthew Wiswall, Basit Zafar. 2017. Preferences and Biases in Educational Choices and Labour Market Expectations: Shrinking the Black Box of Gender. *The Economic Journal* 127:604, 2153-2186. [[Crossref](#)]
911. Fabian Ochsenfeld. 2017. The gender income gap and the role of family formation revisited. *Journal for Labour Market Research* 50:1, 131-141. [[Crossref](#)]
912. Inés Hardoy, Pål Schøne, Kjersti Misje Østbakken. 2017. Children and the gender gap in management. *Labour Economics* 47, 124-137. [[Crossref](#)]
913. Nicole M. Fortin, Brian Bell, Michael Böhm. 2017. Top earnings inequality and the gender pay gap: Canada, Sweden, and the United Kingdom. *Labour Economics* 47, 107-123. [[Crossref](#)]
914. Wei-hsin Yu, Janet Chen-Lan Kuo. 2017. The Motherhood Wage Penalty by Work Conditions: How Do Occupational Characteristics Hinder or Empower Mothers?. *American Sociological Review* 82:4, 744-769. [[Crossref](#)]
915. Richard G. Trotter, Susan Rawson Zacur, Lisa T. Stickney. 2017. The new age of pay transparency. *Business Horizons* 60:4, 529-539. [[Crossref](#)]
916. Shauna L. Shames, Tess Wise. 2017. Gender, Diversity, and Methods in Political Science: A Theory of Selection and Survival Biases. *PS: Political Science & Politics* 50:03, 811-823. [[Crossref](#)]
917. Paulo Júlio, José Tavares. 2017. The Good, the Bad and the Different: Can Gender Quotas Raise the Quality of Politicians?. *Economica* 84:335, 454-479. [[Crossref](#)]
918. Nadia Granato. 2017. Geschlechterungleichheit in Führungspositionen: Der Einfluss von Arbeitsmarktsegregation und beruflichen Opportunitätsstrukturen. *Zeitschrift für Soziologie* 46:3, 185-200. [[Crossref](#)]
919. Pilar Gonalons-Pons, Christine R. Schwartz. 2017. Trends in Economic Homogamy: Changes in Assortative Mating or the Division of Labor in Marriage?. *Demography* 54:3, 985-1005. [[Crossref](#)]
920. Weiwei Chen, Wayne A. Grove, Andrew Hussey. 2017. The role of confidence and noncognitive skills for post-baccalaureate academic and labor market outcomes. *Journal of Economic Behavior & Organization* 138, 10-29. [[Crossref](#)]
921. Katerina Legnerova. CBME 2017 Gender Equalities on the Czech Labor Market in Comparison with EU . [[Crossref](#)]
922. Mona Larsen, Helle Holt, Malene Rode Larsen. 2017. Er sektorvalget også kønsopdelt blandt kvinder og mænd med samme uddannelse?. *Søkelys på arbeidslivet* 34:1-2, 108-125. [[Crossref](#)]
923. Ines Hardoy, Pål Schøne, Kjersti Misje Østbakken. 2017. Kjønnforskjeller i ledelse: Kohort eller - livsløp?. *Søkelys på arbeidslivet* 34:1-2, 95-107. [[Crossref](#)]
924. Claudia Goldin, Sari Pekkala Kerr, Claudia Olivetti, Erling Barth. 2017. The Expanding Gender Earnings Gap: Evidence from the LEHD-2000 Census. *American Economic Review* 107:5, 110-114. [[Abstract](#)] [[View PDF article](#)] [[PDF with links](#)]
925. 2017. References. *World Employment and Social Outlook* 2017:2, 61-63. [[Crossref](#)]
926. Jennifer Whitson, Eric M. Anicich, Cynthia S. Wang, Adam D. Galinsky. 2017. Navigating Stigma and Group Conflict: Group Identification as a Cause and Consequence of Self-Labeling. *Negotiation and Conflict Management Research* 10:2, 88-106. [[Crossref](#)]

927. Marco Caliendo, Wang-Sheng Lee, Robert Mahlstedt. 2017. The gender wage gap and the role of reservation wages: New evidence for unemployed workers. *Journal of Economic Behavior & Organization* **136**, 161-173. [[Crossref](#)]
928. Henrik Kleven, Camille Landais. 2017. Gender Inequality and Economic Development: Fertility, Education and Norms. *Economica* **84**:334, 180-209. [[Crossref](#)]
929. Dylan Conger, Lisa Dickson. 2017. Gender Imbalance in Higher Education: Insights for College Administrators and Researchers. *Research in Higher Education* **58**:2, 214-230. [[Crossref](#)]
930. Charlotta Magnusson, Magnus Nermo. 2017. Gender, Parenthood and Wage Differences: The Importance of Time-Consuming Job Characteristics. *Social Indicators Research* **131**:2, 797-816. [[Crossref](#)]
931. Chinhui Juhn, Kristin McCue. 2017. Specialization Then and Now: Marriage, Children, and the Gender Earnings Gap across Cohorts. *Journal of Economic Perspectives* **31**:1, 183-204. [[Abstract](#)] [[View PDF article](#)] [[PDF with links](#)]
932. Anthony Edo, Farid Toubal. 2017. Immigration and the gender wage gap. *European Economic Review* **92**, 196-214. [[Crossref](#)]
933. Cynthia S. Wang, Jennifer A. Whitson, Eric M. Anicich, Laura J. Kray, Adam D. Galinsky. 2017. Challenge Your Stigma. *Current Directions in Psychological Science* **26**:1, 75-80. [[Crossref](#)]
934. Eli J. Finkel, Jeffrey A. Simpson, Paul W. Eastwick. 2017. The Psychology of Close Relationships: Fourteen Core Principles. *Annual Review of Psychology* **68**:1, 383-411. [[Crossref](#)]
935. Franklin D. Wilson. 2017. GENERATIONAL CHANGES IN RACIAL INEQUALITY IN OCCUPATIONAL ATTAINMENT, 1950-2010. *Du Bois Review: Social Science Research on Race* **14**:2, 387-425. [[Crossref](#)]
936. Catherine L. McDevitt, James R. Irwin. 2017. The Narrowing of the Gender Wealth Gap across the Nineteenth-Century United States. *Social Science History* **41**:2, 255-281. [[Crossref](#)]
937. Caroline Murphy, Christine Cross. Gender, Age, and Labour Market Experiences 561-582. [[Crossref](#)]
938. Lyn Craig, Judith E. Brown, Lyndall Strazdins, Jiweon Jun. Is It Just Too Hard? Gender Time Symmetry in Market and Nonmarket Work and Subjective Time Pressure in Australia, Finland, and Korea 465-494. [[Crossref](#)]
939. Ann E. Davis. 2017. Paradoxical Positions: The Methodological Contributions of Feminist Scholarship. *Cambridge Journal of Economics* **41**:1, 181-201. [[Crossref](#)]
940. Stephen J. Choi. 2017. SEC Enforcement Attorneys: Should I Stay or Should I Go?. *SSRN Electronic Journal* . [[Crossref](#)]
941. Cristina Bailey, Steve Buchheit, Kevin Kim. 2017. Watching the Glass Ceiling: An Investigation of Financial Presentation Modality and Gender Bias. *SSRN Electronic Journal* . [[Crossref](#)]
942. Vincent Geloso. 2017. The Fall and Rise of Inequality: Disaggregating Narratives. *SSRN Electronic Journal* . [[Crossref](#)]
943. Victor Gay, Estefania Santacreu-Vasut, Amir Shoham. 2017. Decomposing Culture: An Analysis of Gender, Language, and Labor Supply in the Household. *SSRN Electronic Journal* . [[Crossref](#)]
944. Weiwei Chen, Wayne A. Grove. 2017. The Role of Confidence and Noncognitive Skills for Post-Baccalaureate Academic and Labor Market Outcomes. *SSRN Electronic Journal* . [[Crossref](#)]
945. Aboozar Hadavand, Sarah Thomas. 2017. Gender Differences and Inequality in the U.S. Labor Market. *SSRN Electronic Journal* . [[Crossref](#)]
946. Marta de Philippis. 2017. STEM Graduates and Secondary School Curriculum: Does Early Exposure to Science Matter?. *SSRN Electronic Journal* . [[Crossref](#)]

947. Rieko Kage, Frances McCall Rosenbluth, Seiki Tanaka. 2017. What Explains Low Female Political Representation? Evidence from Survey Experiments in Japan. *SSRN Electronic Journal* . [[Crossref](#)]
948. Astrid Kunze. 2017. The Gender Wage Gap in Developed Countries. *SSRN Electronic Journal* . [[Crossref](#)]
949. Daniel Ferreira, Edith Ginglinger, Marie-Aude Laguna, Yasmine Skalli. 2017. Board Quotas and Director-Firm Matching. *SSRN Electronic Journal* . [[Crossref](#)]
950. Thomas Buser, Eva Ranehill, Roel van Veldhuizen. 2017. Gender Differences in Willingness to Compete: The Role of Public Observability. *SSRN Electronic Journal* . [[Crossref](#)]
951. Isabelle Sin, Steven Stillman, Richard Fabling. 2017. What Drives the Gender Wage Gap? Examining the Roles of Sorting, Productivity Differences, and Discrimination. *SSRN Electronic Journal* **30**. . [[Crossref](#)]
952. William E. Even, David A. MacPherson. 2017. The Gender Wage Gap and the Fair Calculations Act. *SSRN Electronic Journal* **3**. . [[Crossref](#)]
953. Ben Yahmed Sarra. 2017. Gender Wage Discrimination and Trade Openness. Prejudiced Employers in an Open Industry. *SSRN Electronic Journal* . [[Crossref](#)]
954. Victor Gay. 2017. The Legacy of the Missing Men: The Long-Run Impact of World War I on Female Labor Force Participation. *SSRN Electronic Journal* . [[Crossref](#)]
955. Ulf ZZlitz, Jan Feld. 2017. The Effect of Peer Gender on Major Choice. *SSRN Electronic Journal* . [[Crossref](#)]
956. Ernesto Cardenas Prieto, Edgar Villa. 2017. The Gender Pay Gap: Statistical Discrimination and Self-Selection. *SSRN Electronic Journal* . [[Crossref](#)]
957. Gregory Upton, Han Yu. 2017. Local Labor Market Shocks and Employment and Earnings Differentials: Evidence From Shale Oil and Gas Booms. *SSRN Electronic Journal* . [[Crossref](#)]
958. Catarina Angelo, Ana Balcao Reis. 2017. Gender Gaps in Different Grading Systems. *SSRN Electronic Journal* . [[Crossref](#)]
959. Marianne Bertrand. 2017. The Glass Ceiling. *SSRN Electronic Journal* . [[Crossref](#)]
960. Katherine Lim. 2017. Self-Employment, Workplace Flexibility, and Maternal Labor Supply: A Life-Cycle Model. *SSRN Electronic Journal* **98**. . [[Crossref](#)]
961. Vidhi Chhaochharia, Suman Ghosh, Alexandra Niessen-Ruenzi, Christoph Schneider. 2017. Child Care Provision and Women's Careers in Firms. *SSRN Electronic Journal* **127**. . [[Crossref](#)]
962. Tim Liu, Christos Andreas Makridis, Paige Ouimet, Elena Simintzi. 2017. Is Cash Still King: Why Firms Offer Non-Wage Compensation and the Implications for Shareholder Value. *SSRN Electronic Journal* **112**. . [[Crossref](#)]
963. Paul Redmond, Seamus McGuinness. 2017. The Gender Wage Gap in Europe: Job Preferences, Gender Convergence and Distributional Effects. *SSRN Electronic Journal* **70**. . [[Crossref](#)]
964. Aysun YILMAZTÜRK. 2016. TÜRKİYE'DE KADIN YOKSULLUĞU, NEDENLERİ VE MÜCADELE YÖNTEMLERİ. *Bahkesir Üniversitesi Sosyal Bilimler Enstitüsü Dergisi* **19**:36, 769-796. [[Crossref](#)]
965. Paula England, Jonathan Bearak, Michelle J. Budig, Melissa J. Hodges. 2016. Do Highly Paid, Highly Skilled Women Experience the Largest Motherhood Penalty?. *American Sociological Review* **81**:6, 1161-1189. [[Crossref](#)]
966. David T. Takeuchi. 2016. Vintage Wine in New Bottles. *Journal of Health and Social Behavior* **57**:4, 423-435. [[Crossref](#)]
967. David Lubinski. 2016. From Terman to Today. *Review of Educational Research* **86**:4, 900-944. [[Crossref](#)]

968. Martin Diewald. The Role of Social Mechanisms in the Formation of Social Inequalities 1-17. [[Crossref](#)]
969. Jørgen Modalsli. 2016. Skjev kjønnsbalanse i toppen av inntektsfordelingen. *Søkelys på arbeidslivet* 33:4, 295-310. [[Crossref](#)]
970. Claudia Olivetti, Barbara Petrongolo. 2016. The Evolution of Gender Gaps in Industrialized Countries. *Annual Review of Economics* 8:1, 405-434. [[Crossref](#)]
971. Mercedes Mateo Díaz, Lourdes Rodriguez-Chamussy. Challenges Ahead 207-229. [[Crossref](#)]
972. Lionel Wilner. 2016. Worker-firm matching and the parenthood pay gap: Evidence from linked employer-employee data. *Journal of Population Economics* 29:4, 991-1023. [[Crossref](#)]
973. Debra J. Johnson, Deana Shenaq, Manisha Thakor. 2016. Making the End as Good as the Beginning: Financial Planning and Retirement for Women Plastic Surgeons. *Plastic & Reconstructive Surgery* 138:4, 935-940. [[Crossref](#)]
974. Malathy Duraisamy, P. Duraisamy. 2016. Gender wage gap across the wage distribution in different segments of the Indian labour market, 1983-2012: exploring the glass ceiling or sticky floor phenomenon. *Applied Economics* 48:43, 4098-4111. [[Crossref](#)]
975. Hsien-Ming Lien, Ping Wang. 2016. The timing of childbearing: The role of human capital and personal preferences. *Journal of Macroeconomics* 49, 247-264. [[Crossref](#)]
976. Maria D. Tito. 2016. Maternity Leave and the Gender Wage Gap: An Analysis of New Jersey Family Leave Insurance. *FEDS Notes* 2016:1817. . [[Crossref](#)]
977. Nikolay Angelov, Per Johansson, Erica Lindahl. 2016. Parenthood and the Gender Gap in Pay. *Journal of Labor Economics* 34:3, 545-579. [[Crossref](#)]
978. Claudia Goldin, Lawrence F. Katz. 2016. A Most Egalitarian Profession: Pharmacy and the Evolution of a Family-Friendly Occupation. *Journal of Labor Economics* 34:3, 705-746. [[Crossref](#)]
979. Marie Paul. 2016. Is There a Causal Effect of Working Part-Time on Current and Future Wages?. *The Scandinavian Journal of Economics* 118:3, 494-523. [[Crossref](#)]
980. Jarosław Oczki. 2016. Gender Pay Gap in Poland. *Ekonomia Międzynarodowa* :14, 106-113. [[Crossref](#)]
981. Fong Chan, Chia-Chiang Wang, Sandra Fitzgerald, Veronica Muller, Nicole Ditchman, Frederick Menz. 2016. Personal, environmental, and service-delivery determinants of employment quality for state vocational rehabilitation consumers: A multilevel analysis. *Journal of Vocational Rehabilitation* 45:1, 5-18. [[Crossref](#)]
982. Alessandra Cassar, Feven Wordofa, Y. Jane Zhang. 2016. Competing for the benefit of offspring eliminates the gender gap in competitiveness. *Proceedings of the National Academy of Sciences* 113:19, 5201-5205. [[Crossref](#)]
983. Raj Chetty, Nathaniel Hendren, Frina Lin, Jeremy Majerovitz, Benjamin Scuderi. 2016. Childhood Environment and Gender Gaps in Adulthood. *American Economic Review* 106:5, 282-288. [[Abstract](#)] [[View PDF article](#)] [[PDF with links](#)]
984. David Card, Ana Rute Cardoso, Patrick Kline. 2016. Bargaining, Sorting, and the Gender Wage Gap: Quantifying the Impact of Firms on the Relative Pay of Women *. *The Quarterly Journal of Economics* 131:2, 633-686. [[Crossref](#)]
985. Keegan Warren-Clem. 2016. "Unnecessary, Avoidable, Unfair, and Unjust": [En]gendered Access to Care in the PPACA Era and the Case for a New Public Policy. *Indiana Health Law Review* 13:1, 119. [[Crossref](#)]
986. Judith A. McDonald, Robert J. Thornton. Comparable Worth/Work of Equal Value 1-3. [[Crossref](#)]
987. Fabian Ochsenfeld. 2016. Preferences, constraints, and the process of sex segregation in college majors: A choice analysis. *Social Science Research* 56, 117-132. [[Crossref](#)]

988. . Unlocking Female Employment Potential in Europe **37**, . [[Crossref](#)]
989. June Carbone, Naomi Cahn. Unequal Terms: Gender, Power, and the Recreation of Hierarchy 189-220. [[Crossref](#)]
990. Valerie Preston, Sara McLafferty. 2016. Revisiting Gender, Race, and Commuting in New York. *Annals of the American Association of Geographers* **57**, 1-11. [[Crossref](#)]
991. J.G. Altonji, P. Arcidiacono, A. Maurel. The Analysis of Field Choice in College and Graduate School 305-396. [[Crossref](#)]
992. Benjamin Cowan, Benjamin Schwab. 2016. Employer-sponsored health insurance and the gender wage gap. *Journal of Health Economics* **45**, 103-114. [[Crossref](#)]
993. Mary A. Silles. 2016. The impact of children on women's labour supply and earnings in the UK: evidence using twin births. *Oxford Economic Papers* **68**:1, 197-216. [[Crossref](#)]
994. Joanne Kathryn Lindley. 2016. Lousy pay with lousy conditions: the role of occupational desegregation in explaining the UK gender pay and work intensity gaps. *Oxford Economic Papers* **68**:1, 152-173. [[Crossref](#)]
995. Marie Lalanne, Paul Seabright. 2016. The Old Boy Network: The Impact of Professional Networks on Remuneration in Top Executive Jobs. *SSRN Electronic Journal* **42**. . [[Crossref](#)]
996. Fabian Ochsenfeld. 2016. The Gender Income Gap and the Roles of Education and Family Formation: A Scientific Replication of Bobbitt-Zeher (2007). *SSRN Electronic Journal* . [[Crossref](#)]
997. Fabian Ochsenfeld. 2016. The Gender Income Gap and the Role of Family Formation Revisited: A Replication of Bobbitt-Zeher (2007). *SSRN Electronic Journal* . [[Crossref](#)]
998. J. S. Radford. 2016. The Emergence of Gender Inequality in a Crowdfunding Market: An Experimental Test of Gender System Theory. *SSRN Electronic Journal* . [[Crossref](#)]
999. David Wozniak. 2016. Gender Differences for Public Good Contributions by Competitive versus Group Work Environments. *SSRN Electronic Journal* **15**. . [[Crossref](#)]
1000. Renee B. Adams, Brad M. Barber, Terrance Odean. 2016. Family, Values, and Women in Finance. *SSRN Electronic Journal* **27**. . [[Crossref](#)]
1001. Annamaria Lusardi, Olivia S. Mitchell. 2016. Older Women's Labor Market Attachment, Retirement Planning, and Household Debt. *SSRN Electronic Journal* **98**. . [[Crossref](#)]
1002. Alexandre Mas, Amanda Pallais. 2016. Valuing Alternative Work Arrangements. *SSRN Electronic Journal* . [[Crossref](#)]
1003. Vahagn Jerbashian. 2016. Automation and Job Polarization: On the Decline of Middling Occupations in Europe. *SSRN Electronic Journal* . [[Crossref](#)]
1004. Anja Lambrecht, Catherine E. Tucker. 2016. Algorithmic Bias? An Empirical Study into Apparent Gender-Based Discrimination in the Display of STEM Career Ads. *SSRN Electronic Journal* **3**. . [[Crossref](#)]
1005. Lucia Rizzica. 2016. Why Go Public? A Study of the Individual Determinants of Public Sector Employment Choice. *SSRN Electronic Journal* . [[Crossref](#)]
1006. Lena Edlund, Cecilia Machado, Marra Micaela Sviatschi. 2016. Bright Minds, Big Rent: Gentrification and the Rising Returns to Skill. *SSRN Electronic Journal* **89**. . [[Crossref](#)]
1007. Chris Bidner, Ben Sand. 2016. Job Prospects and Pay Gaps: Theory and Evidence on the Gender Gap from U.S. Cities. *SSRN Electronic Journal* **100**. . [[Crossref](#)]
1008. Verena Lauber, Johanna Storck. 2016. Helping with the Kids? How Family-Friendly Workplaces Affect Parental Well-Being and Behavior. *SSRN Electronic Journal* . [[Crossref](#)]
1009. Magdalena Blanco, Jose Maria Cabrera, Alejandro Cid. 2016. Beware: A Woman Is Looking after Your Car. *SSRN Electronic Journal* . [[Crossref](#)]

1010. Damian Clarke, Sonia Oreffice, Climent Quintana-Domeque. 2016. The Demand for Season of Birth. *SSRN Electronic Journal* **18**. . [[Crossref](#)]
1011. Darwin Choi, Dong Lou, Abhiroop Mukherjee. 2016. The Effect of Superstar Firms on College Major Choice. *SSRN Electronic Journal* **11**. . [[Crossref](#)]
1012. Michael Jetter, Jay K. Walker. 2016. Gender in Jeopardy!: The Role of Opponent Gender in High-Stakes Competition. *SSRN Electronic Journal* **53**. . [[Crossref](#)]
1013. Ran Abramitzky. 2015. Economics and the Modern Economic Historian. *The Journal of Economic History* **75**:4, 1240-1251. [[Crossref](#)]
1014. Birgit Abelsen, Jan Abel Olsen. 2015. Young doctors' preferences for payment systems: the influence of gender and personality traits. *Human Resources for Health* **13**:1. . [[Crossref](#)]
1015. Leslie G. Cintron, J. McGrath Cohoon. Work/family attitudes of computing graduate students 1-6. [[Crossref](#)]
1016. Matthew E. Kahn. 2015. A Review of The Age of Sustainable Development by Jeffrey Sachs. *Journal of Economic Literature* **53**:3, 654-666. [[Abstract](#)] [[View PDF article](#)] [[PDF with links](#)]
1017. Shulamit Kahn, Donna K. Ginther. 2015. Are recent cohorts of women with engineering bachelors less likely to stay in engineering?. *Frontiers in Psychology* **6**. . [[Crossref](#)]
1018. Sarah Kroeger. Why Has the College Gender Gap Expanded? 159-203. [[Crossref](#)]
1019. Robert J. Thornton, Judith A. McDonald. The Gender Gap in Starting Salaries for New College Graduates 205-229. [[Crossref](#)]
1020. Philippe Belley, Nathalie Havet, Guy Lacroix. Wage Growth and Job Mobility in the Early Career: Testing a Statistical Discrimination Model of the Gender Wage Gap 231-260. [[Crossref](#)]
1021. Julia M. Schwenkenberg. Selection into Occupations and the Intergenerational Mobility of Daughters and Sons 261-306. [[Crossref](#)]
1022. Joel Mokyr, Chris Vickers, Nicolas L. Ziebarth. 2015. The History of Technological Anxiety and the Future of Economic Growth: Is This Time Different?. *Journal of Economic Perspectives* **29**:3, 31-50. [[Abstract](#)] [[View PDF article](#)] [[PDF with links](#)]
1023. Claire Smith, Jillian Garvey, Heather Burke, Ines Domingo Sanz. 2015. Success Strategies for a Career in Archaeology. *Archaeologies* **11**:2, 300-336. [[Crossref](#)]
1024. R. Anton Braun, Douglas H. Joines. 2015. The implications of a graying Japan for government policy. *Journal of Economic Dynamics and Control* **57**, 1-23. [[Crossref](#)]
1025. Neil Guppy, Nicole Luongo. 2015. The Rise and Stall of Canada's Gender-Equity Revolution. *Canadian Review of Sociology/Revue canadienne de sociologie* **52**:3, 241-265. [[Crossref](#)]
1026. Susannah L. Rose, Ruchi M. Sanghani, Cory Schmidt, Matthew T. Karafa, Eric Kodish, Guy M. Chisolm. 2015. Gender Differences in Physicians' Financial Ties to Industry: A Study of National Disclosure Data. *PLOS ONE* **10**:6, e0129197. [[Crossref](#)]
1027. Jessica Simon, Megan McDonald Way. 2015. Working from home and the gender gap in earnings for self-employed US Millennials. *Gender in Management: An International Journal* **30**:3, 206-224. [[Crossref](#)]
1028. M. Wiswall, B. Zafar. 2015. Determinants of College Major Choice: Identification using an Information Experiment. *The Review of Economic Studies* **82**:2, 791-824. [[Crossref](#)]
1029. Andrew McGee, Peter McGee, Jessica Pan. 2015. Performance pay, competitiveness, and the gender wage gap: Evidence from the United States. *Economics Letters* **128**, 35-38. [[Crossref](#)]
1030. J. O'Reilly, M. Smith, S. Deakin, B. Burchell. 2015. Equal Pay as a Moving Target: International perspectives on forty-years of addressing the gender pay gap. *Cambridge Journal of Economics* **39**:2, 299-317. [[Crossref](#)]

1031. Amy S. Wharton. 2015. 2014 PSA Presidential Address (Un)Changing Institutions. *Sociological Perspectives* 58:1, 7-19. [[Crossref](#)]
1032. Joyce Jacobsen, Melanie Khamis, Mutlu Yuksel. Convergences in Men's and Women's Life Patterns: Lifetime Work, Lifetime Earnings, and Human Capital Investment 1-33. [[Crossref](#)]
1033. James Albrecht, Peter Skogman Thoursie, Susan Vroman. Parental Leave and the Glass Ceiling in Sweden 89-114. [[Crossref](#)]
1034. Astrid Kunze. The Family Gap in Career Progression 115-142. [[Crossref](#)]
1035. Patricia Flanagan. Evolutionary Wearables 622-630. [[Crossref](#)]
1036. Eva M. Sierminska, Xing (Michelle) Liu. Beauty and the Labor Market 383-391. [[Crossref](#)]
1037. Sophie Ponthieux, Dominique Meurs. Gender Inequality 981-1146. [[Crossref](#)]
1038. Tim Loughran, Bill McDonald. 2015. Old glass ceilings are hard to break: Gender usage trends in annual reports. *Studies in Communication Sciences* 15:1, 5-11. [[Crossref](#)]
1039. Victor Gay, Daniel L. Hicks, Estefania Santacreu-Vasut, Amir Shoham. 2015. Language and Female Economic Participation. *SSRN Electronic Journal* . [[Crossref](#)]
1040. Richard W. Blundell, Monica Costa Dias, Costas Meghir, Jonathan Shaw. 2015. Female Labor Supply, Human Capital and Welfare Reform. *SSRN Electronic Journal* 94. . [[Crossref](#)]
1041. Patricia Gallego-Granados, Johannes Geyer. 2015. Distributional and Behavioral Effects of the Gender Wage Gap. *SSRN Electronic Journal* . [[Crossref](#)]
1042. Sumit Agarwal, Richard K. Green, Eric Rosenblatt, Vincent W. Yao, Jian Zhang. 2015. Who Bears the Pen? Relative Income and Gender Gap in Mortgage Signing Order. *SSRN Electronic Journal* 94. . [[Crossref](#)]
1043. Alexia Gaudeul, Ayu Okvitawanli, Marian Panganiban. 2015. Does the Gender Mix Among Employers Influence Who Gets Hired? A Labor Market Experiment. *SSRN Electronic Journal* . [[Crossref](#)]
1044. Erling Barth. Monopsonistic Discrimination and the Gender Wage Gap 1-8. [[Crossref](#)]
1045. David Lubinski, Camilla P. Benbow, Harrison J. Kell. 2014. Life Paths and Accomplishments of Mathematically Precocious Males and Females Four Decades Later. *Psychological Science* 25:12, 2217-2232. [[Crossref](#)]
1046. Katherine Baldiga Coffman. 2014. Evidence on Self-Stereotyping and the Contribution of Ideas *. *The Quarterly Journal of Economics* 129:4, 1625-1660. [[Crossref](#)]
1047. Joya Misra, Marta Murray-Close. 2014. The Gender Wage Gap in the United States and Cross Nationally. *Sociology Compass* 8:11, 1281-1295. [[Crossref](#)]
1048. Timothy M. Smeeding. 2014. Adjusting to the fertility bust. *Science* 346:6206, 163-164. [[Crossref](#)]
1049. Marco H.D. van Leeuwen, Richard L. Zijdeman. 2014. Digital humanities and the history of working women: a cascade. *The History of the Family* 19:4, 411-425. [[Crossref](#)]
1050. Laurent Gobillon, Dominique Meurs, Sébastien Roux. 2014. 7. Le difficile accès des femmes aux emplois les mieux rémunérés : mécanismes et mesure. *Regards croisés sur l'économie* n° 15:2, 137-153. [[Crossref](#)]
1051. Jochen Kluge, Sebastian Schmitz. 2014. Social Norms and Mothers Labor Market Attachment: The Medium-run Effects of Parental Benefits. *SSRN Electronic Journal* . [[Crossref](#)]
1052. Astrid Kunze. 2014. The Family Gap in Career Progression. *SSRN Electronic Journal* . [[Crossref](#)]
1053. Tim Loughran, Bill McDonald. 2014. Old Glass Ceilings are Hard to Break: Gender Usage Trends in Annual Reports. *SSRN Electronic Journal* 127. . [[Crossref](#)]
1054. R. Anton Braun, Douglas H. Joines. 2014. The Implications of a Graying Japan for Government Policy. *SSRN Electronic Journal* . [[Crossref](#)]

1055. Xing Liu, Eva Sierminska. 2014. Evaluating the Effect of Beauty on Labor Market Outcomes: A Review of the Literature. *SSRN Electronic Journal* . [[Crossref](#)]
1056. Hanzhe Zhang. 2014. Marriage Age Patterns: A Unifying Theory and Global Evidence. *SSRN Electronic Journal* **81**. . [[Crossref](#)]
1057. Thomas Schmid, Daniel Urban. 2013. Does it Matter Where You Work? International Evidence on Female Board Representation. *SSRN Electronic Journal* **130**. . [[Crossref](#)]
1058. David Wozniak, William T. Harbaugh, Ulrich Mayr. 2011. Gender Differences in the Demand and Effects of Relative Performance Feedback for Competitions. *SSRN Electronic Journal* **80**. . [[Crossref](#)]